

NCCPA @ AAPA 2023:

PANCE AT A GLANCE

Jeff Boswell

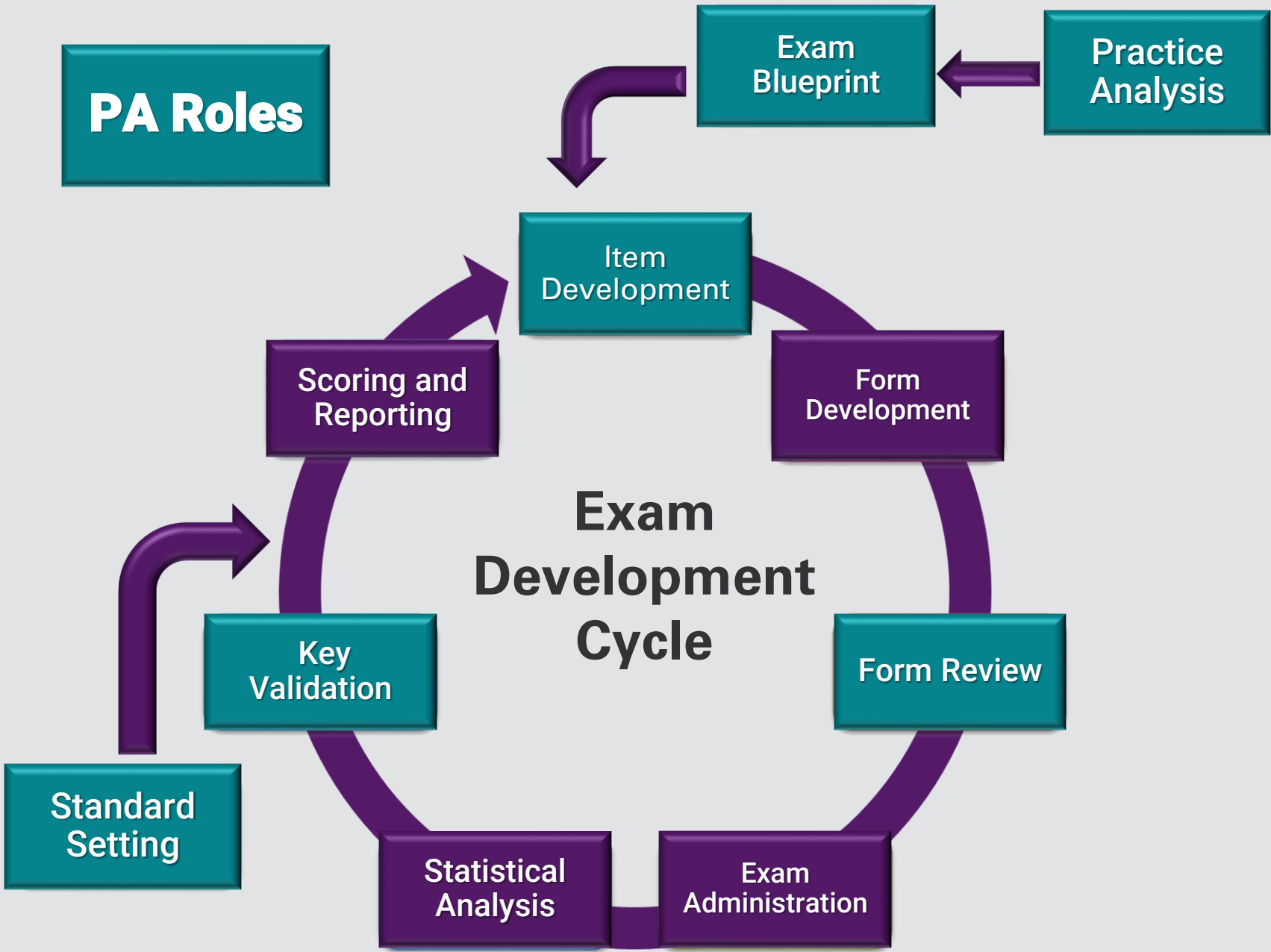
Presentation, Exhibits & Events Manager
Student Outreach Ambassador, NCCPA

YOU CAN'T SPELL NCCPA WITHOUT PAs



PAs are involved in many important aspects of the NCCPA, and we are passionate about the people of the PA profession.

PA Roles



PA INVOLVEMENT IN THE EXAM DEVELOPMENT PROCESS



REQUIREMENTS TO EARN YOUR



Graduation from a PA program accredited by ARC-PA

- Students must graduate or complete program requirements before taking the exam

Passing score on the Physician Assistant National Certifying Exam (PANCE)

- Students can be certified within 4 weeks of graduation or less in most cases





PANCE

**REGISTRATION
&
APPLICATION**

NCCCPA

SIGN IN

Students

User ID or 7-Digit NCCPA ID

Password

Sign In

[Forgot user id or password?](#)
[First Time? Register](#)

Register at
nccpa.net

PANCE REGISTRATION

- You can apply as soon as your program has entered your expected graduation date but no sooner than **180 days** prior to your expected graduation date
- **Test Accommodations**
 - NCCPA policy requires PA Program AND Medical documentation

EXAMS

Apply for an Exam

View Results

PANCE Registration

Please update any information that is incorrect prior to starting your Exam Application in [My Account](#)

Name	<Your Name>
Address	
Email	<Your Email Address>
Home Phone	
Work Phone	
Cell Phone	

Updates needed? [Click here](#)

Click **Next** to apply for an exam.

Cancel

Next >


Make sure
Name and Email
info is correct

EXAM ACKNOWLEDGEMENT EMAIL – Important Information

- You'll receive an Exam Acknowledgement email from NCCPA 1-3 days after the application process has been completed
- Link to Pearson VUE site and details on how to schedule your exam
- 180-day exam window (starting 7 days after your graduation date)
- Policy reminders
- ★ **Preparing for PANCE information and link to exam tutorial/demonstration**
- What to expect on exam day



EXAM TUTORIAL VIDEO – www.pearsonvue.com/nccpa



program is designed to augment PA-C certification, so to be eligible for the CAQ program, PAs must first be currently certified by the NCCPA. They also must have an unrestricted license or government privileges to practice as a PA. The program requirements include CME, experience, procedures/case management, and lastly passing an exam. CAQs are valid for ten years provided certification and licensure requirements are maintained. For more information on this new program, click on the CAQ link in the Related Links section of this site.

NCCPA Tutorial Information

Physician assistants are encouraged to take the sample online tutorials provided below prior to their exam day to become familiar with the computer functions. The tutorial provides an opportunity to practice:

- Navigating through the examination
- Answering questions
- Changing answers
- Marking questions for review
- Accessing the table of laboratory values

Tutorials:

- [PANCE and PANRE Exam Tutorial](#)
- [CAQ Exam Tutorial](#)



Related links

- > [National Commission on Certification of Physician Assistants \(NCCPA\) website](#)
- > [PANCE Content Blueprint](#)
- > [PANRE Content Blueprint](#)
- > [PANCE/PANRE Practice Exams](#)
- > [Sample PANCE Questions](#)
- > [Sample PANRE Questions](#)
- > [Specialty CAQs](#)
- > [What to expect on test day](#)
- > [What to expect in a Pearson VUE test center](#)



PANCE TUTORIAL SAMPLE ITEM

Physician Assistant National Certifying Examination (PANCE) - Candidate Name

🕒 Time Remaining 13:50

🚩 Flag for Review

Item 7 of 11

Tutorial Section

⏱ Break Time Remaining

Select the best answer to this question. Practice making and changing your answer selection using both the mouse and the keyboard.

Which of the following is the most common cause of nongonococcal urethritis in men under the age of 35 years?


- A. *Pseudomonas aeruginosa*
- B. *Escherichia coli*
- C. *Chlamydia trachomatis*
- D. *Trichomonas vaginalis*
- E. *Ureaplasma urealyticum*

🔍 Lab Values

⏪ Previous

🔄 Item Review

Next ⏩



PANCE

**WHAT'S ON
THE EXAM?**

NCCCPA



PANCE Quick Glance

- Computer-based exam administered at Pearson VUE
- 200+ exam centers (www.pearsonvue.com/nccpa)
- 300 multiple-choice questions that assess general medical and surgical knowledge
- Five-hour exam
 - 15-minute tutorial at beginning of exam
 - 5 blocks of 60 questions, 60 minutes each
 - 45 minutes of break time for the entire day



EXAM CONTENT BLUEPRINT



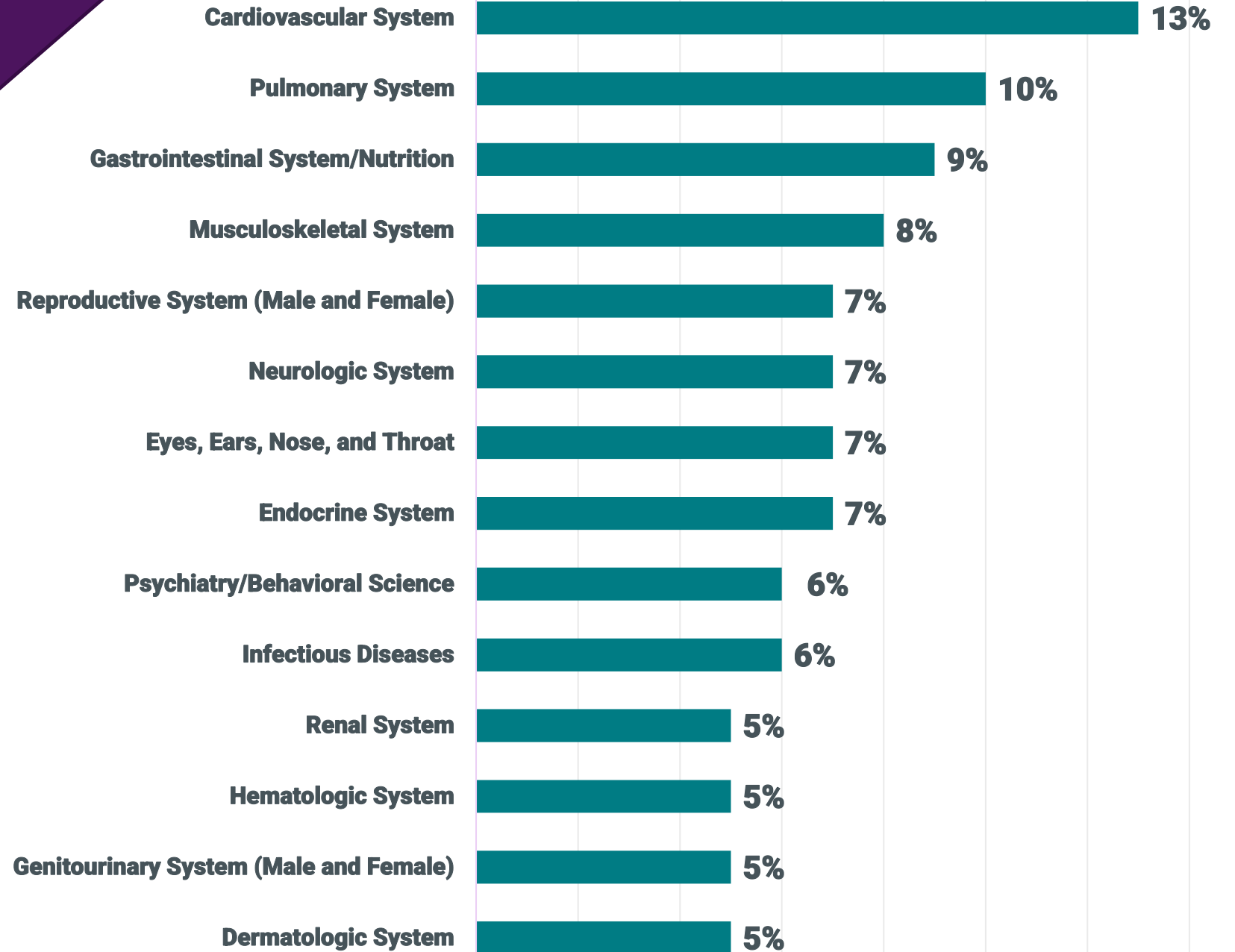
Two dimensions:

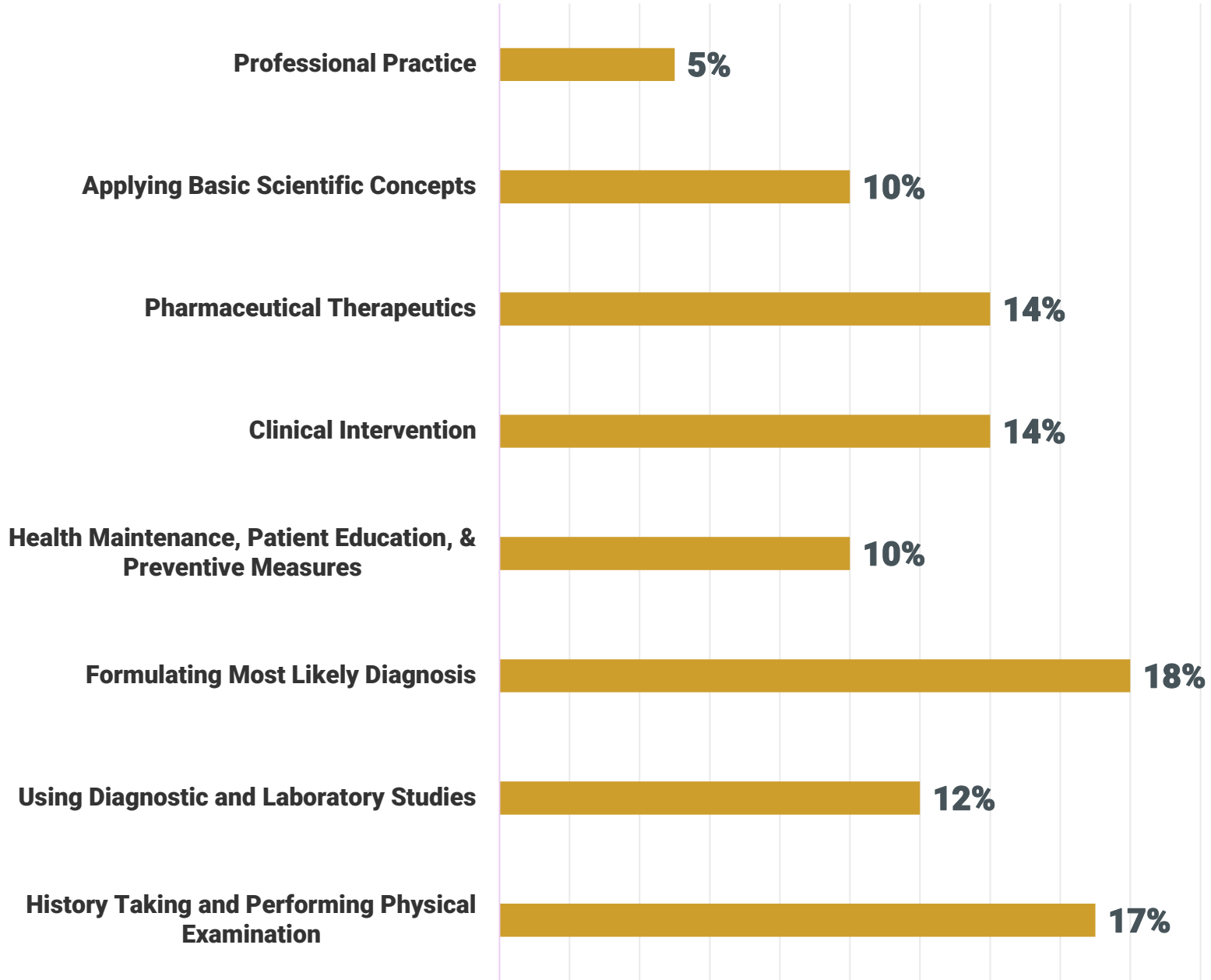
1. Organ systems and the diseases, disorders and medical assessments PAs encounter within those systems
2. The Knowledge and Skills PAs should exhibit when confronted with those diseases, disorders and assessments

Can be found at:

www.nccpa.net/pance-content-blueprint

% DISTRIBUTION OF CONTENT BY ORGAN SYSTEM





**% DISTRIBUTION
OF CONTENT BY
KNOWLEDGE &
SKILL (TASK) AREAS**


- You are preparing for PANCE every day through the way you are learning in your program
- The most difficult part of preparing for PANCE is **sorting out** the jam-packed vault of knowledge in your own head

**Preparing for
PANCE
Every Day**



PRACTICE EXAMS

- 120 questions taken from the retired exam item banks
(Two sections of 60 questions each)
- General performance feedback helps inform your exam preparation
- Practice Exam cost: \$50
- Register online the same way you do for a certification exam



Format of Practice Exam Feedback

By Exam Content and Task Area



Performance band for overall performance

★ Your mean performance on the test questions in each content area

| Mean performance of test questions when last administered on exam

NCCPA.NET > BECOME CERTIFIED

About ▾ News Contact

Verify PA Certification

Search...

SEARCH



Become Certified ▾

Maintain Certification ▾

Earn Specialty Certificates ▾

Resources ▾

PA Career Center

SIGN IN ▾

You're beginning an exciting and rewarding career; and NCCPA certification is an important step as you begin this journey.

ABOUT PANCE

PANCE ELIGIBILITY

PANCE REGISTRATION

PANCE REQUIREMENTS

MORE INFORMATION ▾

PANCE Blueprint

Practice Exams

Test Day

Name Changes

Testing

Accommodations

PANCE Requirements

When registering for PANCE, please consider the following requirements:

https://www.nccpa.net/become-certified/#

• NCCPA does not accept applications until 180 days prior to your expected program completion date (as

NCCPA.NET > BECOME CERTIFIED RESOURCES & FAQS

The screenshot displays the NCCPA website interface. At the top, a purple navigation bar includes links for 'About', 'News', 'Contact', 'Verify PA Certification', and a search bar. Below this, a secondary navigation bar lists 'Become Certified', 'Maintain Certification', 'Earn Specialty Certificates', 'Resources', and 'PA Career Center', along with a 'SIGN IN' button. The main content area is titled 'becoming certified Resources' and features three resource cards, each with a 'DOWNLOAD' button:

- Practice Exams**: Accompanied by an image of healthcare professionals.
- 2019 PANCE Sample Questions**: Accompanied by an image of a red question mark and a stethoscope.
- PANCE Content Blueprint**: Accompanied by an image of a stethoscope on a book.

A sidebar on the left contains a 'PANCE Requirement' section with the text: 'When registering for PANCE, please...'. A URL bar at the bottom left shows 'https://www.nccpa.net/become-certified/#'. A navigation arrow is visible at the bottom right of the page.

NCCPA.NET > BECOME CERTIFIED

The screenshot shows the NCCPA website interface. At the top left is the NCCPA logo with the tagline "Certification. Excellence.*". To the right are navigation links: "Become Certified", "Maintain Certification", and "Ear". Below the logo is a search bar with "Verify PA Certification" and "SEARCH" buttons. A secondary navigation bar includes "My Certificates", "Resources", "PA Career Center", and "SIGN IN". A large image of a person in a surgical mask is visible. A yellow star highlights a "MORE INFORMATION" dropdown menu, which is open to show "PANCE Blueprint".

Task Categories	Percent Allocation*
History Taking and Performing Physical Examination	17%
Using Diagnostic and Laboratory Studies	12%
Formulating Most Likely Diagnosis	18%
Managing Patients	
Health Maintenance, Patient Education, and Preventive Measures	10%
Clinical Intervention	14%
Pharmaceutical Therapeutics	14%
Applying Basic Scientific Concepts	10%
Professional Practice	5%

*Medical content comprises 95% of the exam. All medical content questions are also coded to one of the task areas, with the exception of the professional practice questions. Questions related to professional practice issues comprise 5% of the exam. In addition, up to 20% of the exam may be related to general surgical topics. The allocations may vary slightly on exams.

New – [PANCE Content Blueprint](#) (effective for all PANCE administrations beginning in January 2019)

Sample NCCPA Questions

PAs preparing for PANCE have often asked the NCCPA about how the exam items are developed and should be answered. To help address that request, NCCPA removed from the item pool and created a tool for PAs. In the PDF document below, PAs can review sample NCCPA items and critiques written by NCCPA test

To review sample NCCPA questions and explanations regarding why the correct answer is correct and why the other answer choices are incorrect, please [click](#)

NCCPA.NET > BECOME CERTIFIED

Medical Content Categories

Cardiovascular System (13%)

Cardiomyopathy

- Dilated
- Hypertrophic
- Restrictive

Conduction disorders/dysrhythmias

- Atrial fibrillation/flutter
- Atrioventricular block
- Bundle branch block
- Paroxysmal supraventricular tachycardia
- Premature beats
- Sick sinus syndrome
- Sinus arrhythmia
- Torsades de pointes
- Ventricular fibrillation
- Ventricular tachycardia

Congenital heart disease

- Atrial septal defect
- Coarctation of aorta
- Patent ductus arteriosus
- Tetralogy of Fallot
- Ventricular septal defect

Coronary artery disease

- Acute myocardial infarction
 - Non-ST-segment elevation
 - ST-segment elevation
- Angina pectoris
 - Prinzmetal variant
 - Stable
 - Unstable

Heart failure

Hypertension

- Essential hypertension
- Hypertensive emergencies
- Secondary hypertension

- #### Hypotension
- Cardiology
 - Orthopedics
 - Vascular

- #### Lipid disorders
- Hypercholesterolemia
 - Hypertension

- #### Traumatic, infectious conditions
- Acute
 - Chronic
 - Cardiology
 - Pediatrics

- #### Valvular disorders
- Aortic
 - Mitral
 - Pulmonary
 - Tricuspid

- #### Vascular diseases
- Atherosclerosis
 - Deep vein thrombosis
 - Hypertension
 - Peripheral artery disease
 - Stroke

Pulmonary System (10%)

Chronic obstructive pulmonary diseases

- Chronic bronchitis
- Emphysema

Infectious disorders

- Acute bronchiolitis
- Acute bronchitis
- Acute epiglottitis
- Croup
- Influenza
- Pertussis
- Pneumonias
 - Bacterial
 - Fungal
 - HIV-related
 - Viral
- Respiratory syncytial virus infection
- Tuberculosis

Neoplasms

- Carcinoid tumors
- Lung cancer
- Pulmonary nodules

Pleural diseases

- Pleural effusion
- Pneumothorax

Pulmonary circulation

- Cor pulmonale
- Pulmonary embolism
- Pulmonary hypertension

Restrictive pulmonary diseases

- Idiopathic pulmonary fibrosis
- Pneumoconiosis
- Sarcoidosis

Sleep apnea/Obesity hypoventilation syndrome

Other pulmonary disorders

- Acute respiratory distress syndrome
- Asthma
- Cystic fibrosis
- Foreign body aspiration
- Hyaline membrane disease

PANCE Content Blueprint – effective January 2019

Task Categories

History Taking and Performing Physical Examination (17%)

Knowledge of:

- General physical examination components and techniques
- Pertinent historical information
- Risk factors for development of significant medical conditions
- Significant physical examination findings
- Signs and symptoms of significant medical conditions

Skill in:

- Conducting comprehensive and/or problem-based interviews and physical examinations
- Eliciting patient information from other sources
- Identifying conditions requiring referral to or consultation with specialists
- Identifying pertinent patient and family historical information from patient history
- Identifying pertinent physical examination information
- Triage of patients based on recognition of abnormal vital signs, examination observations

Using Diagnostic and Laboratory Studies (12%)

Knowledge of:

- Appropriate patient education relating to diagnostic and laboratory studies
- Indications for initial and subsequent diagnostic and laboratory studies
- Indications for preventive screening tests
- Risks associated with diagnostic and laboratory studies

Skill in:

- Collecting diagnostic and laboratory specimens
- Communicating risks, benefits, and results effectively to other medical professionals
- Communicating risks, benefits, and results effectively to patients, families, and the community
- Reviewing and interpreting results of diagnostic and laboratory studies and physical examination findings
- Selecting appropriate diagnostic and/or laboratory studies
- Using diagnostic equipment safely and appropriately

Formulating Most Likely Diagnosis (18%)

Knowledge of:

- Significance of diagnostic and laboratory studies as they relate to the patient's history and physical examination findings
- Significance of history as it relates to the differential diagnosis
- Significance of physical examination findings as they relate to the patient's history and laboratory studies

Skill in:

- Developing multiple differential diagnoses for complicated and/or undifferentiated presentations
- Formulating most likely differential diagnoses
- Incorporating history, physical examination findings, and diagnostic studies
- Recognizing the need for referral to a specialist
- Selecting the most likely diagnosis in light of presented data

PANCE Content Blueprint – effective January 2019

Professional Practice (5%)

Legal/medical ethics

Knowledge of:

- Cultural and religious beliefs related to health care
- Informed consent and refusal process
- Living will, advance directives, organ donation, code status, do not resuscitate, do not intubate, medical power of attorney, etc.
- Medicolegal issues
- Patient/provider rights and responsibilities
- Privacy, security, and responsibility related to medical record documentation and management

Skill in:

- Caring for patients with cognitive impairment

Medical informatics

Knowledge of:

- Billing/coding to maintain accuracy and completeness for reimbursement and administrative purposes

Skill in:

- Demonstrating appropriate medical record documentation
- Using appropriate medical informatics sources

Patient care and communication (individual patients)

Knowledge of:

- Affordable and effective health care that is patient specific
- Cultural and religious diversity
- Stewardship of patient and community resources

Skill in:

- Acknowledging and applying patient/provider rights and responsibilities
- Ensuring patient satisfaction
- Providing patient satisfaction
- Providing patient advice and education regarding the informed consent and refusal process
- Providing patient advice and education related to end-of-life decisions

Physician/PA relationship

Knowledge of:

- Professional and clinical limitations, scope of practice, etc.
- Supervision parameters: malpractice, mandated reporting, conflict of interest, impaired provider, ethical principles

Skill in:

- Communicating and consulting with the supervising physician and/or other specialists/consultants

PANCE Content Blueprint – effective January 2019

EXAM TIPS

ANSWER EVERY QUESTION

- Your score is based on the number of questions you answer correctly; points aren't deducted for incorrect answers

YOU MAY ANSWER THE QUESTIONS WITHIN A BLOCK IN ANY ORDER

- Mark (flag) items you're unsure about
- Review your response (and change, if desired) if time remains for that block
- The computer assists in review of **skipped** and **marked** items



EXAM TIPS

- There are **NO** “True/False”, “All of the Above”, or “None of the Above” questions on the exam
- After you exit a block of questions or after time expires for that block, you won’t be allowed to review its questions or change your answers






PANICE

**EXAM DAY:
WHAT CAN
I EXPECT?**

NCCCPA

COVID PROTOCOLS @ PEARSON VUE TESTING CENTERS



Take a test

Partner with us

Become a test center

COVID-19 update

Contact us



The potential of every professional.
The promise of every industry.

Your certification or licensure exam is the start of something great. With a seamless testing experience, you're one step closer to delivering on the promise of your profession. Get started today.

Ready, set, test 

EXAM DAY – IDENTIFY YOURSELF

- Two forms of valid ID required
- Be sure the name on the ID you will present at the test center matches your name as listed with NCCPA
- ★ If you don't have the appropriate ID, you won't be able to take your exam!
- If something goes wrong, call NCCPA **before** you leave the exam center!
(678) 417-8100



PRIMARY ID

- Must be valid (not expired)
- Original document (not a photocopy or fax)
- Contain a **permanently affixed photo** of you, your **pre-printed name** and your **signature**

Acceptable examples (as long as they meet the criteria) are:

- Driver's license
- Passport
- Military ID
- Student ID
- Naturalization papers
- International Driver's License issued by government
- Employee ID
- State issued ID

SECONDARY ID

- Must be valid (not expired)
- Original document (not a photocopy or fax)
- Contain your **pre-printed name and signature**



Acceptable examples (as long as they meet the criteria) are:

- Driver's license
- Military ID
- Student ID
- Employee ID
- Social Security Card
- ★ Credit Card

EXAM DAY PREPARE & PLAN

- Read ALL correspondence and view a short video at nccpa.net/TestDay for detailed instructions about what to expect on exam day
- Arrive 30 minutes early on Exam Day for check-in
- Pearson VUE will take a photo and a palm vein scan each time you enter and leave the testing room
- Lockers will be provided to store your personal items or leave them at home or in your car



EXAM DAY PREPARE & PLAN

You won't be allowed to bring any personal items into the exam room including but not limited to:

- **Watches, bracelets & purses**
- **Electronic Equipment**
- **Hats, jackets & sweaters**
- **Food & Drink**
- **Notes**



EXAM DAY PREPARE & PLAN

- All examinees are provided with earplugs
- Noise Reducing Headsets are provided and can be requested at the test center – In some test centers, they already have them on the workstation
- All examinees are given one sheet of laminated paper and a dry erase marker to use during the exam
- The test center will also provide tissues
- A link to the list of comfort aids that do not require special accommodations can be found at:
www.nccpa.net/SpecialAccommodations




EXAM DAY BREAK TIME – SCHEDULED vs. UNSCHEDULED



- Take breaks between exam blocks (scheduled breaks)
Keep in mind your total break time is limited to 45 minutes
- Scheduled Break – occurs BETWEEN exam blocks
- Unscheduled Break – occurs DURING exam blocks
******Unscheduled breaks do not stop the clock******
- Taking long or frequent breaks early may leave you with no break time – even between blocks –later in the day
- Each time you leave, you will be required to sign out and sign back in upon return


PANCE TUTORIAL END OF SECTION & BREAK REQUEST

End Section ✕

 You have chosen to end the current section, but have 2 incomplete questions. If you click Yes, you will NOT be able to return to this section.

Are you sure you want to end this section?

End Section Confirmation ✕


 Please confirm that you want to end this section. If you click Yes, you will NOT be able to return to this section and answer the 2 questions you have not completed.

Are you sure you want to end this section?

You may now take an optional break of up to 45 minutes. You have 45 minutes of TOTAL break time to use for THIS break AND total breaks remaining are 3.

Time spent on this break WILL NOT decrease your available exam time. If you do not take this break, your exam will continue.

If you want to take this break, click Yes and raise your hand for assistance. Do you want to take this break?



PANACE

**LIFE AFTER
THE EXAM**

NCCCPA


AFTER THE EXAM

- Do not discuss the exam with others
 - Sharing exam questions or even general subject matter with others constitutes “irregular behavior” and it is considered cheating. *It’s just not worth it!*
- If an unusual event or condition occurred during the administration of the exam, document the situation in writing and contact NCCPA within 3 business days of your exam



EXAM GRIEVANCE PROCESS

- Did an unusual event or condition occur during the administration of your exam?
- Report any incident to Pearson VUE staff before leaving and get an Incident Report #
- Submit information to: examgrievances@nccpa.net
- Must be submitted within three (3) business days of your exam date
- Simply reporting your grievance to the test center staff does not constitute a formal examination grievance



EXAM GRIEVANCE PROCESS

- What is an example of a reportable grievance?
- You may **NOT** submit an exam grievance for the following:
 - Exam Score
 - Exam Content



GETTING YOUR RESULTS



- When your results are ready (about two weeks after your exam date) you will receive email instructions for accessing your score report available via your online record
- To ensure receipt of your score notification email, be sure NCCPA has your current email address

VIEWING YOUR RESULTS

NCCPA
Certification. Excellence.

EXAMS

NCCPA homepage Sign Out

View Results

You PASSED!!

Exam Results

Exam	Exam Date	Result	Score Report	Performance Interpretation Guidelines	Next Steps
PANCE (Exam Date 01/15/2021)	1/15/2021	Passed	View		Dashboard

You'll need Adobe Acrobat Reader to view these documents. To download the latest version of Adobe Acrobat Reader [click here](#).

If you would like a copy of the score report mailed to you, please contact us in writing at nccpa@nccpa.net. When requesting a score report, please include your name, certification number, and the specific exam administration for which you'd like a printed score report.

Score Report


KEEP IN MIND TWO KEY POLICIES:

- You are limited to taking PANCE one time in any 90-day period or up to three times in a calendar year, whichever is fewer
- You may attempt PANCE up to six times within six years of your program completion



DASHBOARD – CREDENTIALING INFO RELEASE

- Request certification status and score results be sent to Third Parties



Dashboard

My Professional Profile

CME

Payments

Exams

Practice Exams

Specialty CAQs

Certification Information Release

My Account

New Request

Previous Requests

[View State Licensing Board](#)

New Credential Request

Please remember that it is your responsibility to update state medical boards, your employer(s) and other interested parties of any changes in your certification status.

If you would like to request a score letter for an exam taken prior to 1998, please submit your request to NCCPA at credentialing@nccpa.net with your current email address and your NCCPA ID.

Step 1. Select Information To Release:

Verification Reports:

Verification of Current Certification Status

Exam Results:

For the protection of your information, NCCPA doesn't send exam scores by email.

PANCE (Exam Date 01/24/2017)

Step 2. Release Information To:

Select your send method:

Send to State Licensing Board


By choosing to submit credentialing information automatically to a state licensing board, the state specific form (if applicable) and associated credential letter will be mailed to the specified state licensing board, in addition to being made available to them via a secure portal.

Email the document requested above

Mail the document requested

Click here to view Previous Requests

DASHBOARD – MY PERSONAL ACCOUNT



Your Email Address

MY ACCOUNT

[NCCPA home](#)

Personal Information | [Correspondence](#) | [Acknowledgements](#) | [Agreed-to Policies](#) | [Uploaded Documents](#)

Personal Information

Name	Your Name	Update
Address	Your Address	Update
Email	Your Email Address	Update
Home Phone	Your Home Telephone Number	Update
Work Phone		Update
Cell Phone	Your Cell Phone Number	Update
User ID	*****	Update
Password	*****	Update
Password Security Questions	*****	Update
Correspondence Preferences	Click the Update button to change your preferences regarding reminder notifications, broadcast emails, Web surveys and the NCCPA newsblast. Update	

- Dashboard
- My Professional Profile
- CME
- Payments
- Exams
- Practice Exams
- Specialty CAQs
- Certification Information Release
- My Account**



HELPFUL RESOURCES

Connecting with Employers

- Search hundreds of jobs for Certified PAs
- Upload your résumé
- Set up alerts for new jobs

The screenshot shows a job search interface with a search bar at the top containing 'JOB TITLE, SKILLS, KEYWORD, COMPANY' and 'LOCATION', and a 'FIND JOBS' button. Below the search bar, the results are titled '716 PHYSICIAN ASSISTANT JOBS | NATIONAL COMMISSION ON CERTIFICATION OF PHYSICIAN ASSISTANTS'. A 'Sort results:' dropdown is set to 'BEST MATCH', with other options for 'DATE', 'JOB TITLE', and 'EMPLOYER'. On the left, there is an 'UPDATE RESULTS' button and a filter sidebar with categories: 'Job Category' (set to 'Physician Assistant (716)'), 'Location', 'Date Posted', and 'Visa Waiver'. The main results list includes:

- Physician Assistant** (Today)
Nevada Orthopedic & Spine Center is celebrating twenty years of orthopedic excellence by providing quality comprehensive orthopedic care and setting the standard in Southern Nevada.
[NEVADA ORTHOPEDIC & SPINE CENTER](#)
Las Vegas, Nevada
Orthopaedic - PA
- PA / Primary Care / Occupational Health** (Today)
A Physician Assistant is needed for a full scope family practice opportunity in Salinas, CA.
[Advanced Practice Solutions, LLC](#)
Salinas, California
Occupational Medicine - PA
- Physician Assistant - Internal Medicine** (Today)
Ind.PA Spectrum Healthcare Resources has an opportunity for a civilian Physician Assistant-IM at Bremerton Naval Hospital in Bremerton, Washington
[Spectrum Healthcare Resources](#)
Bremerton, Washington
Internal Medicine - PA
- Physician Assistant - Family Medicine** (Today)
Spectrum Primary Care has an opportunity for a civilian Family Medicine Physician Assistant at the Veteran's Affairs Outpatient Clinic (CBOC) in Alamogordo, New Mexico.
[Spectrum Healthcare Resources](#)
Alamogordo, New Mexico
Family Medicine - PA
- Family Practice Physician Assistant** (Today)

Click "Career Center" Link at
www.nccpa.net

SOCIAL MEDIA & PODCAST TOO!




Facebook - @NCCPAcert

Twitter - @NCCPAcert

Instagram – nccpa_cert

YouTube – NCCPA

LinkedIn – National Commission on Certification of Physician Assistants



- Drops quarterly
- Bite-sized segments
- Time-coded rundown so you can go straight to segments you want to hear
- Available on all major podcast platforms

www.PAsDoThat.net


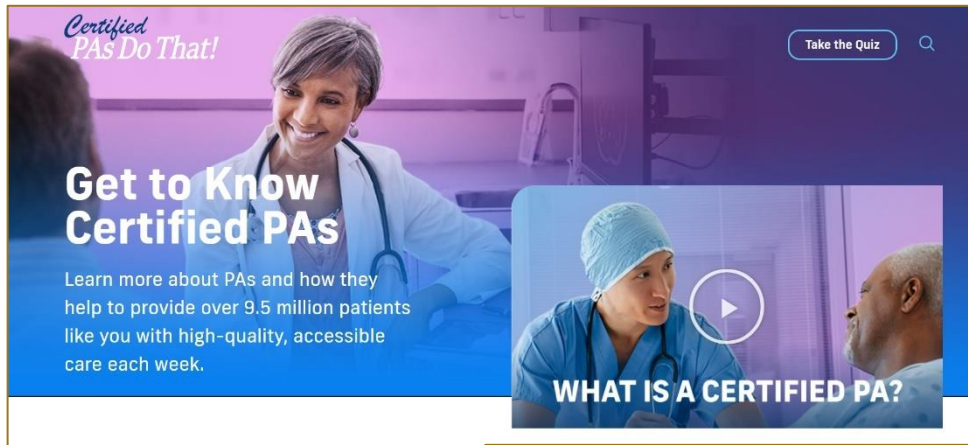
An Online Overview of the PA Profession

Certified PAs Do That!

Take the Quiz

Get to Know Certified PAs

Learn more about PAs and how they help to provide over 9.5 million patients like you with high-quality, accessible care each week.



WHAT IS A CERTIFIED PA?

How do I know that I will receive high-quality care from a Certified PA?

Ongoing Certification Maintenance



Certified PAs are required to complete **100 hours of continuing medical education (CME)** every two years.

Certified PAs participate in the **Physician Assistant National Recertifying Examination (PANRE)**, a periodic

Certified PAs Do That!

Take the Quiz

Did you know?

<h3>Certified PAs</h3> <p>diagnose, treat, and manage acute and chronic illnesses.</p>	<h3>Collaborate</h3> <p>Certified PAs practice medicine collaboratively with physicians on health care teams.</p>
<h3>Military Roots</h3> <p>The PA profession has military roots. The original three PAs who graduated from the first PA program were ex-Navy corpsmen.</p>	<h3>2,000 Hours</h3> <p>Certified PAs complete more than 2,000 hours of clinical rotations in PA school.</p>



Education

Certified PAs are educated at the master's degree level. Before entering PA school, PAs complete a bachelor's degree program, and most are required to have prior health care experience with hands-on patient care. PA programs are typically **27 months**, and PA students must complete at least **2,000 hours** structured clinical education before they graduate.

License to practice

In order to obtain their license to practice medicine, Certified PAs must graduate from an accredited PA program and pass the **Physician Assistant National Certifying Examination (PANCE)**. Once they have completed these requirements they can apply for a license with their state's medical board.

State licensure laws authorize PAs to practice medicine either pursuant to a supervision agreement with a physician or in collaboration with a physician.



QUESTIONS FOR NCCCPA?



CALL: 678-417-8100

Information Service Representatives
available to answer your questions
Mon - Fri, 8:30 a.m. - 5:00 p.m. (EST)

EMAIL: NCCPA@nccpa.net

Explore our website at:
www.NCCPA.net

Check out and share the
newly re-designed
www.PAsDoThat.net



THANK YOU!

Any questions?

jeffb@nccpa.net