

The background of the slide is a close-up of red, vertically pleated curtains. The lighting is dramatic, with the center of the curtains being brighter and the edges fading into a dark shadow.

Behind the Scenes: How to Write a Successful Presentation Proposal

Sarah Bolander, DMSc, PA-C, DFAAPA

Stephanie Jalaba, MMS, PA-C

May 22, 2023

The image features a central white rectangular area with a torn-paper edge effect, set against a background of red curtains. The curtains are dark red with vertical folds and are partially open, revealing the white center. The overall composition is symmetrical and visually striking.

BEHIND THE SCENES

Who has been a reviewer?

Who has written a proposal?


Who has had a proposal
accepted?

What is your goal today?

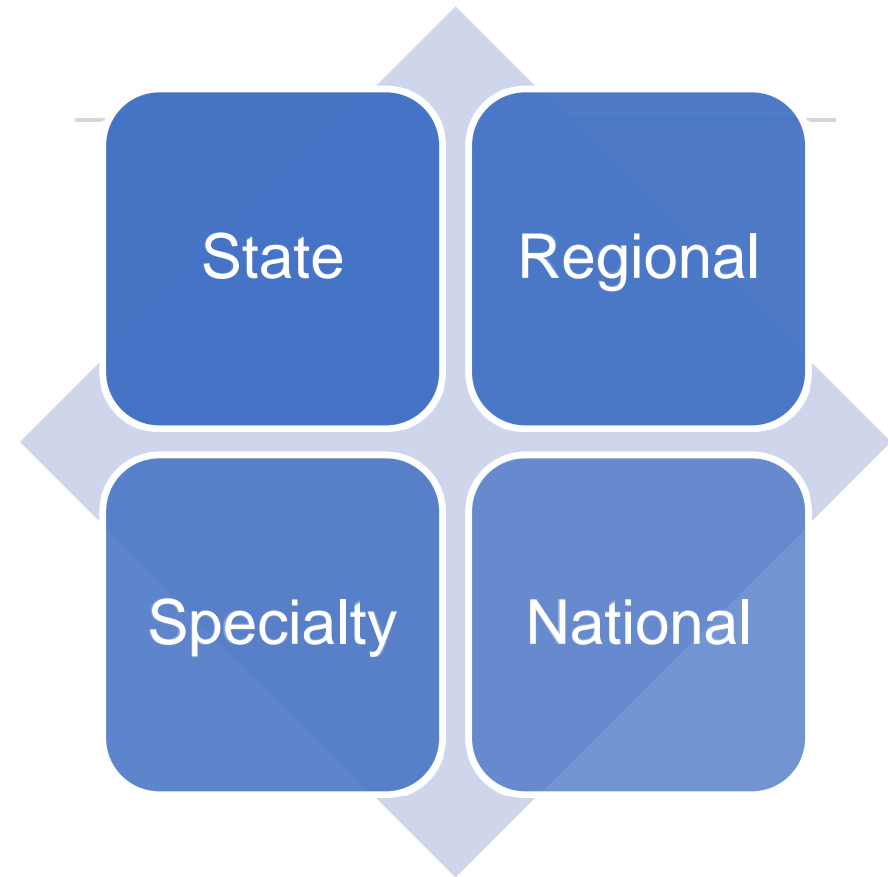


Objectives

1. Navigate submission instructions for applicable conferences.
2. Determine the targeted audience and select a suitable topic.
3. Create measurable learning objectives for the selected topic.
4. Design audience engagement strategies.
5. Integrate evidence from research into a submission.



Conferences



Topics

Clinical

Leadership

Educational

Professional
Development







Why?

What?





Where and
Who?



A photograph of a classroom with several students raising their hands. A white diamond shape is overlaid on the center of the image, containing the text "How?".

How?



The Submission

“The quality of the submission is as important as the content of the submission itself.” AAPA Keys to Successful Submission



Finding your Topic




Selecting the Best Format



Creating a Title

- Useful
- Urgency
- Unique
- Ultra-specific



Learning Objectives

Tips:

- Provide 3-4 objectives for one hour presentation
- Use measurable verbs
 - Avoid “Understand”
- Be succinct



Session Description

The background features a series of curved, overlapping lines in shades of gray, creating a sense of depth and movement. A dark, semi-transparent banner is positioned horizontally across the middle of the image, containing the word "Abstract" in white, bold, sans-serif font.

Abstract



References


ON AIR

Engagement Strategy

Presentation Outline

Reviewer Process and Grading Rubric





Final Tips

A night scene featuring palm trees in the foreground and a large, bright firework exploding in the sky. The firework is a large, multi-colored burst of light, primarily yellow and white, with some blue and green streaks. The palm trees are silhouetted against the dark sky. The word "Success!" is written in white, bold, sans-serif font on the left side of the image.

Success!



The End

Sarah Bolander

sbolan@midwestern.edu

Stephanie Jalaba

jalabast@msu.edu

References

- O'Brien Pott M, Blanshan AS, Huneke KM, Baasch Thomas BL, Cook DA. Barriers to identifying and obtaining CME: a national survey of physicians, nurse practitioners and physician assistants. *BMC Med Educ.* 2021;21(1):168. doi:10.1186/s12909-021-02595-x
- Wilcox E, Garcia A. From Submission to Applause: Conference Proposals That Get Accepted. Advising Matters. University of California, Berkeley; March 16, 2017. Accessed February 17, 2023. advisingmatters.berkeley.edu
- Blome C, Sondermann H, Augustin M. Accepted standards on how to give a Medical Research Presentation: a systematic review of expert opinion papers. *GMS J Med Educ.* 2017;34(1):Doc11. doi:10.3205/zma001088
- DeVan M, Baum N. Public speaking: creating presentations that are awe inspiring not yawn producing. *J Med Pract Manage.* 2013;29(3):204-205.