

Workshop Cases

- Work with your partner on cases
- Apply systematic approaches to BGM & CGM reports
 - Adequate data?
 - 14 days of data or at least 70% or ~10 days of CGM wear
 - Mark directly on the profile sheet:
 - Insulin type(s) & dose times under the curve
 - Usual times for waketime (W), breakfast (B), lunch (L), dinner (D) & bedtime (BT).
 - Look for patterns of low & high glucose readings.
- You'll have 25 minutes before case review

Case 1

62 yo with a PMH of T2DM, CAD s/p CABG, s/p Heart transplant, HTN, HLD, Stage 3a CKD (eGFR 53)

DM Rx:

- Insulin degludec 35 U at HS (basal insulin)
- Insulin lispro 0u/5u/12u for B/L/D pre-meals (bolus insulin)
- Empagliflozin 10mg daily (SGLT2i)

Glucose Monitoring:

- Uses DexCom G6 CGM

VS / Data:

- 120/68
- Chol 150 | LDL 70 | TG 110 – HDL 54 | eGFR 53 (all > 1 year ago)

Case 1 – CGM Data period: 9-23-21 to 10-6-2021

Glucose

Average Glucose

159 mg/dL

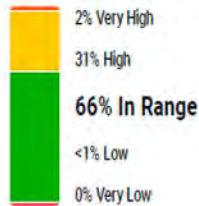
Standard Deviation

45 mg/dL

GMI

N/A

Time in Range



Target Range:
70-180 mg/dL

Sensor Usage

Days with CGM data

79%

11/14

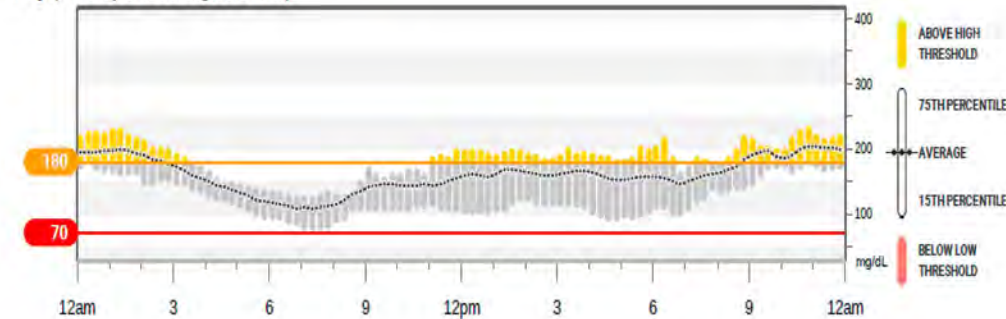
Avg. calibrations per day

0.0

Top Patterns

1 Steven's best glucose day was September 24, 2020
Steven's glucose data was in the target range about 89% of the day.

This graph shows your data averaged over 14 days



Glucose Data Report:

Date of Interpretation:	10/6/2021
Data period:	9/23/21-10/6/2021
Readings:	~4000
Mean BG (mg/dL):	159
Range BG mg/dL:	68-204
% Hyperglycemia (>180):	_____%
% at Target (70-180):	_____%
% Hypoglycemia (<70):	_____%

Average BG (mg/dL) values by meals:

AC Breakfast (FBG):	_____
AC Lunch:	_____
AC Dinner:	_____
HS:	_____

Assessment:

- 1.
- 2.

Case 1 – Assessment/Plan

Lab Results

Component	Value	Date
HGBA1C	6.7	10/07/2021
HGBA1C	6.4	06/18/2021
HGBA1C	8.7 (H)	03/16/2021

Assessment:

*T2DM – controlled vs. not controlled?

A1c –

AGP –

1.

2.

Plan:

• T2DM:

1.

2.

3.

4.

5.

• CKD:

1.

• CVD:

1.

RTC in 3 months

Case 2

62 yo with a PMH of T2DM, CAD, Obesity (BMI 33), Kidney stones & UTIs.

DM Rx:

- Glipizide XL 10mg daily before PM meal (SU)
- Metformin XR 2000mg daily (Biguanide)
- Pioglitazone 30mg daily (TZD)

DM Rx Intolerances/Contraindications:

- Empaglifozin - UTI's (SGLT2i)
- Previously tried semaglutide (GLP-1) x 1 week but stopped after mild GI upset

Glucose Monitoring:

- Using Libre isCGM

Data:

- Weight: 150 kgs | 330lbs | BMI 33kg/m²

Case 2 – isCGM Data period: 9-8-21 to 10-7-2021



Assessment:

- 1.
- 2.
- 3.

Case 2 – Assessment/Plan

Component	10/7/2021	3/26/2021	1/22/2021
HbA1C, POC 4.0 - 6.0 %	10.1	7.6	7.0

Plan:

- **T2DM:**

- 1.
- 2.
- 3.
- 4.
- 5.
- 6.

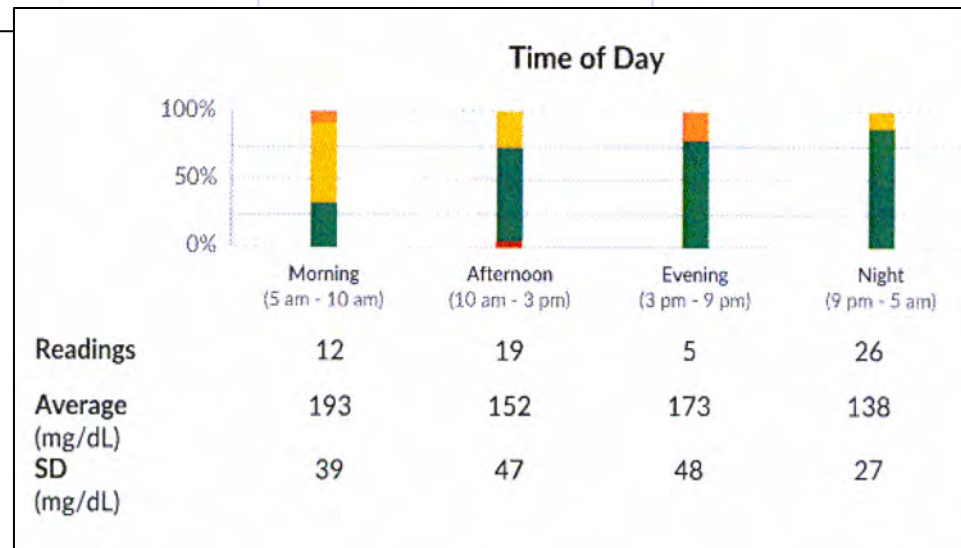
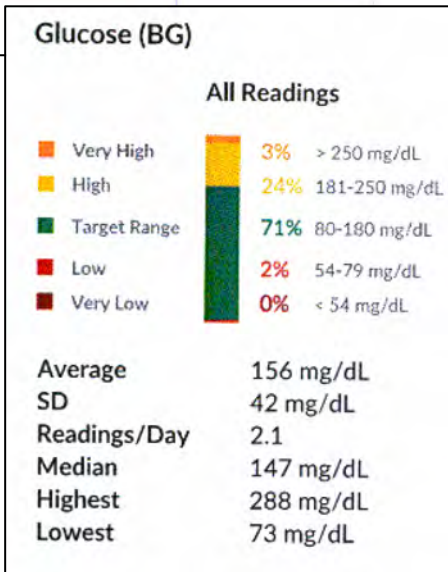
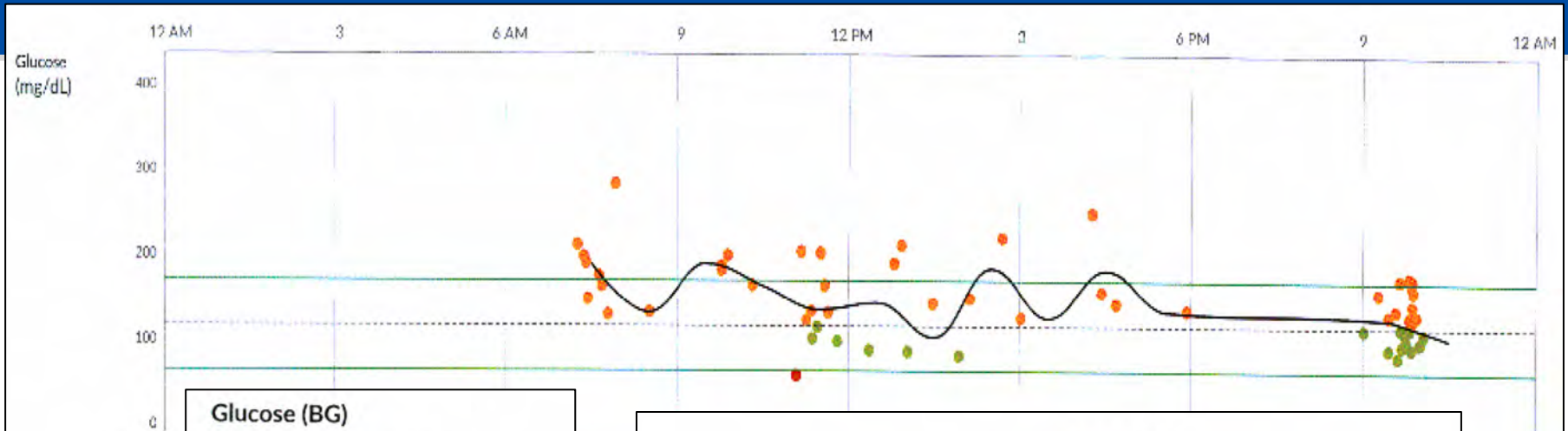
- **RTC in 3 months**

Assessment:

T2DM –

- 1.
- 2.
- 3.
- 4.

Case 2 – 3 Month Follow-up: 12-23-21 to 1-21-2021



Assessment:

- 1.
- 2.
- 3.

Case 2 – 3 Month Follow-up

HPI: Patient reports “improved BG numbers” & 5lb weight loss.

Component	1/21/2022	10/7/2021	3/26/2021
A1C, POC 4.0 - 6.0 %	7.7	10.1	7.6

Assessment:

T2DM –

- 1.
- 2.
- 3.
- 4.
- 5.

Plan:

- **T2DM:**

- 1.
- 2.
- 3.
- 4.
- 5.
- 6.
- 7.

RTC in 3 months

Case 3

60 yo with a PMH of T2DM, HTN, HLD, PE/DVT & Obesity.

DM Rx:

- Metformin XR 2000mg daily
- Insulin glargine 60 units in PM (basal)
- Insulin lispro 5 units with meals PLUS BG correction by sliding scale
 - Sliding Scale: 2 units/50mg/dL > 150

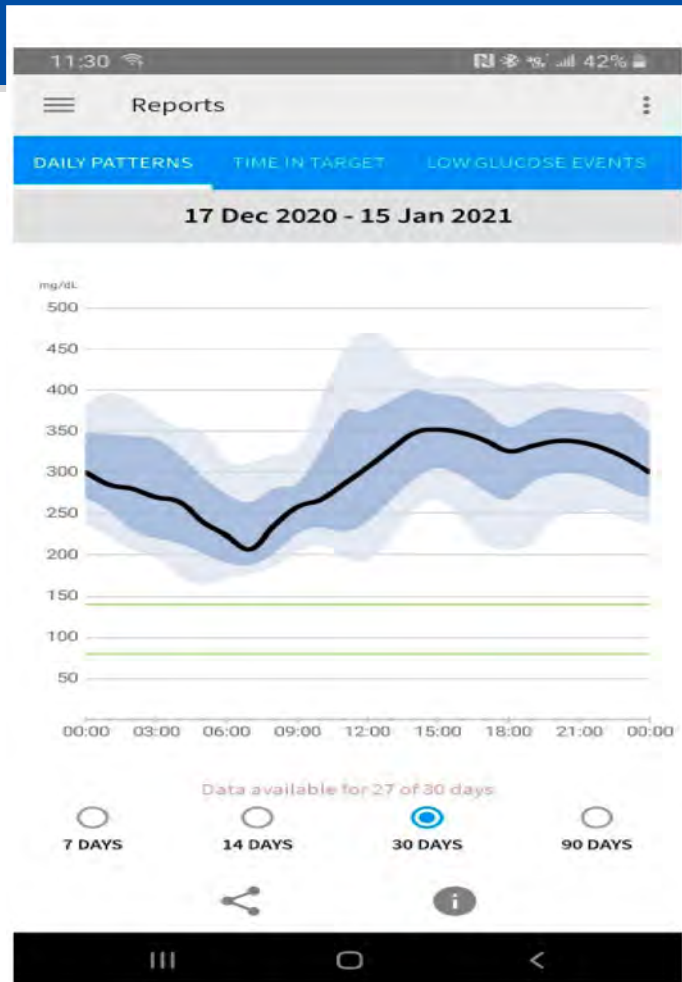
Glucose Monitoring:

- Using rtCGM

FHx:

- Father: MI/CAD (62)

Case 3 – rtCGM Data period: 12-17-20 to 1-15-2021



Assessment:

- 1.
- 2.
- 3.

Case 3 – Assessment/Plan

Component	1/14/2021	10/26/2020	9/02/2020
A1C, POC 4.0 - 6.0 %	11.1	10.5	9.9

Assessment:

T2DM –

- 1.
- 2.
- 3.
- 4.

Plan:

- T2DM:

- 1.
- 2.
- 3.
- 4.
- 5.
- 6.

- RTC in 3 months

BBC: Basal-Bolus-Correction insulin; MTF: Metformin

Case 3 – 8 Month Follow-up: 9-22-21 to 10-5-21

GLUCOSE STATISTICS AND TARGETS

September 22, 2021 - October 5, 2021 **14 Days**
% Time CGM is Active **57%**

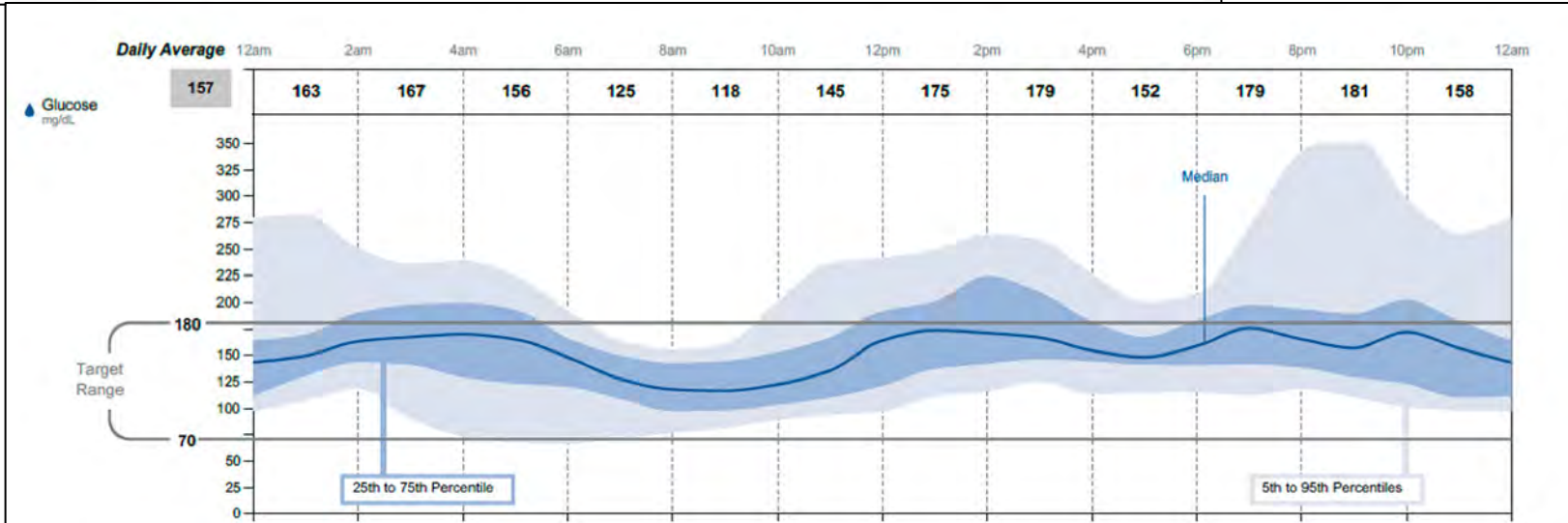
Ranges And Targets For Type 1 or Type 2 Diabetes

Glucose Ranges	Targets % of Readings (Time/Day)
Target Range 70-180 mg/dL	Greater than 70% (16h 48min)
Below 70 mg/dL	Less than 4% (58min)
Below 54 mg/dL	Less than 1% (14min)
Above 180 mg/dL	Less than 25% (6h)
Above 250 mg/dL	Less than 5% (1h 12min)

Each 5% increase in time in range (70-180 mg/dL) is clinically beneficial.

Average Glucose **157 mg/dL**
Glucose Management Indicator (GMI) **7.1%**
Glucose Variability **33.2%**
 Defined as percent coefficient of variation (%CV); target ≤36%

TIME IN RANGES



Assessment:

- 1.
- 2.
- 3.

Case 3 – 8 Month Follow-up

Component	11/16/2021	1/14/2021
A1C, POC 4.0 - 6.0 %	7.8	11.1

Assessment: T2DM –

- 1.
- 2.
- 3.
- 4.
- 5.

Plan:

- T2DM:

- 1.
- 2.
- 3.
- 4.
- 5.
- 6.

RTC in 3 months

BBC: Basal-Bolus-Correction insulin; MTF: Metformin

Case 4 - 42 yo with T2DM on MDI therapy here for f/u

- Did not bring a BG log or meter
- Reports the following perceived BG readings for “several months”:
 - FBG: 110-120’s range
 - PM pre-meal: 120-150’s range
- DM Rx:
 - Insulin Glargine 30 units at HS
 - Insulin Lispro 8 units with meals
- Data: POC A1c: 9.2%

HbA1c & Estimated Average BG

5% – 90 mg/dL

6% - 120 mg/dL

7% - 150 mg/dL

8% - 180 mg/dL

9% - 210 mg/dL

10% - 240 mg/dL

11% - 270 mg/dL

12% - 300 mg/dL

13% - 330 mg/dL

14% - 360 mg/dL

Assessment:

1.

2.

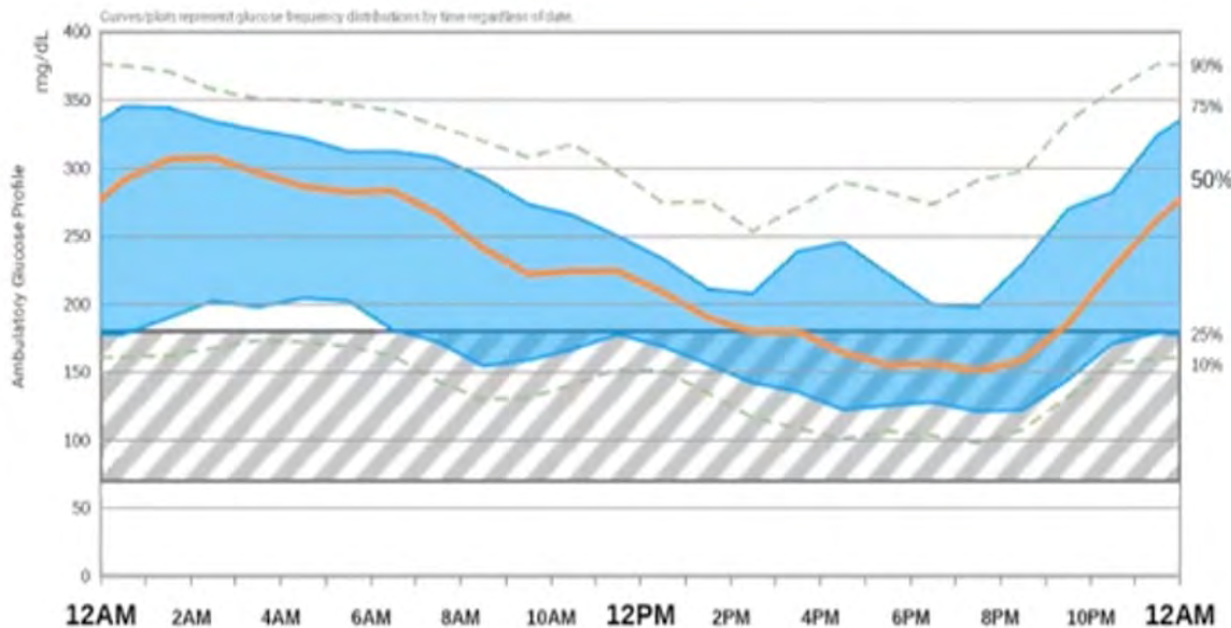
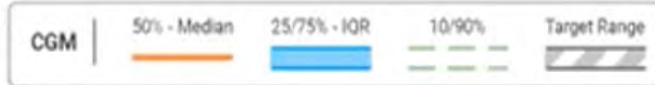
Plan:

1.

FBG: Fasting blood glucose; AGP: Ambulatory Glucose Profile

Case 4 - 42 yo with T2DM returns for Professional CGM review

Fri Sep 10, 2021 - Thu Sep 23, 2021 (13.6 days)



AGP Assessment:

- 1.
- 2.
- 3.
- 4.

Patterns Assessment:

- 1.
- 2.
- 3.
- 4.

Plan:

- 1.
- 2.

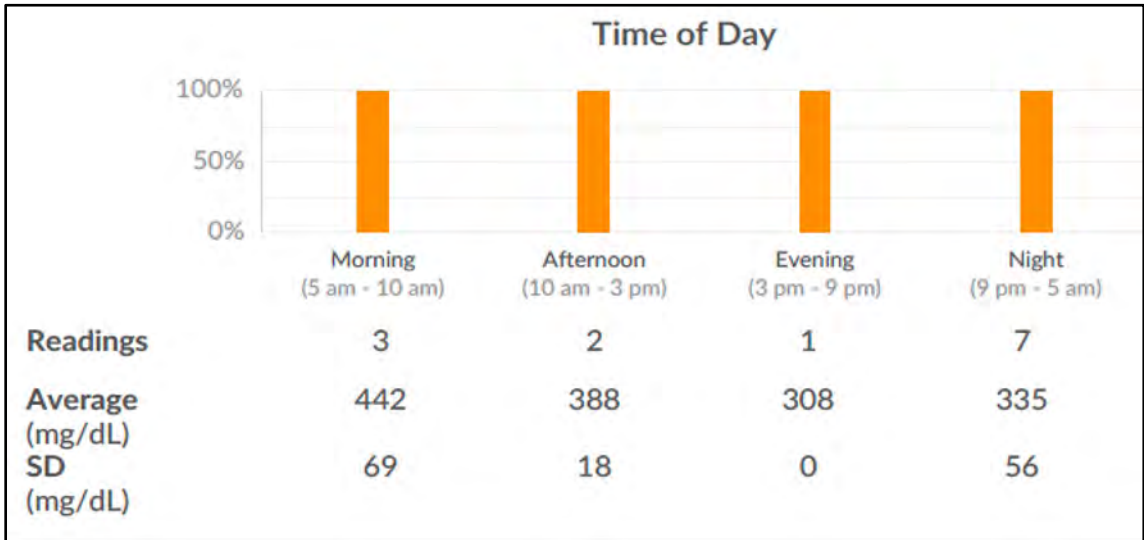
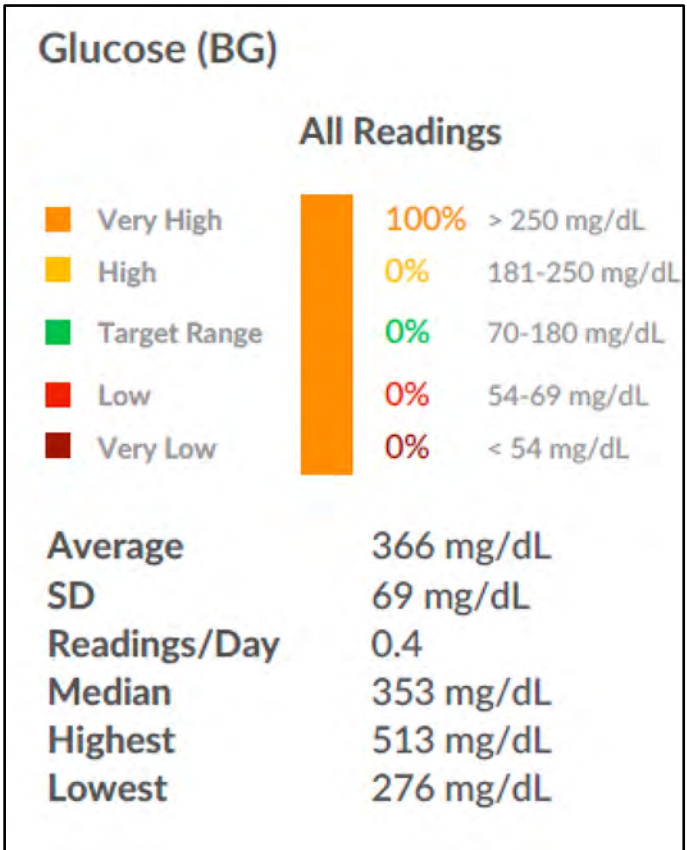
Case 5

- 58 yo with PMH of T2DM (x 3 yrs), Overweight (BMI 26kg/m²|64 kg) presents for f/u & reports persistent symptomatic hyperglycemia.
- DM Meds:
 - Metformin XR 500mg twice daily before meals
- FamHx: Brother with T1DM
- Data: BG 395 & Udip NEG for ketones
- POC A1c & trends:

Lab Results

Component	Value	Date
HGBA1C	13.8 (H)	11/28/2021
HGBA1C	6.1	09/13/2021
HGBA1C	6.2	03/15/2021
HGBA1C	5.8	09/14/2020

Case 5 – Patient with T2DM & persistent, symptomatic hyperglycemia



Glycemia Report:
Date of Interpretation: 12/3/2021
Data period: 11/20/21-12/3/2021
Readings: _____
Mean BG (mg/dL): _____
Range BG mg/dL): _____
% Hyperglycemia (>180): _____
% at Target (70-180): _____
% Hypoglycemia (<70): _____

Assessment:
 1.
 2.
 3.

Case 5 – Assessment and/or Other Suspicions?

Assessment:

1. _____

a. A1c trend:

b. AGP:

c. Other salient info:

2. Suspicions for etiologies of hyperglycemia:

a.

b.

c.

Case 5 – Plan for Significantly Changed A1c & AGP

Assessment:

1. _____

Plan:

1.

2.

3.

4.

5.

6.

7.

Case 5 –One Month Follow-up via Telehealth

Data:

- POC A1c now 11.3%
- DM Rx: MTF XR 1000mg 2x daily & Lantus 20 units daily (up-titrated between visits)
- BG Meter readings presented by patient:

	Pre-Meals & HS (mg/dL)
Breakfast	232,136,198,183,170, (Lantus 17->20), 153,138,108,141
Lunch	205,195,162,198,171,104,215, (Lantus 17->20), 141,140,150
Supper	272,200,198, (Lantus 17->20), 104,140
Bedtime	272, (Lantus 17->20), 162,104,141

- Labs: NL range C-peptide & NEGATIVE auto-antibodies

AGP from BG Readings:

- [Redacted]

Assessment:

- [Redacted]

Plan:

- 1.
- 2.
- 3.
- 4.

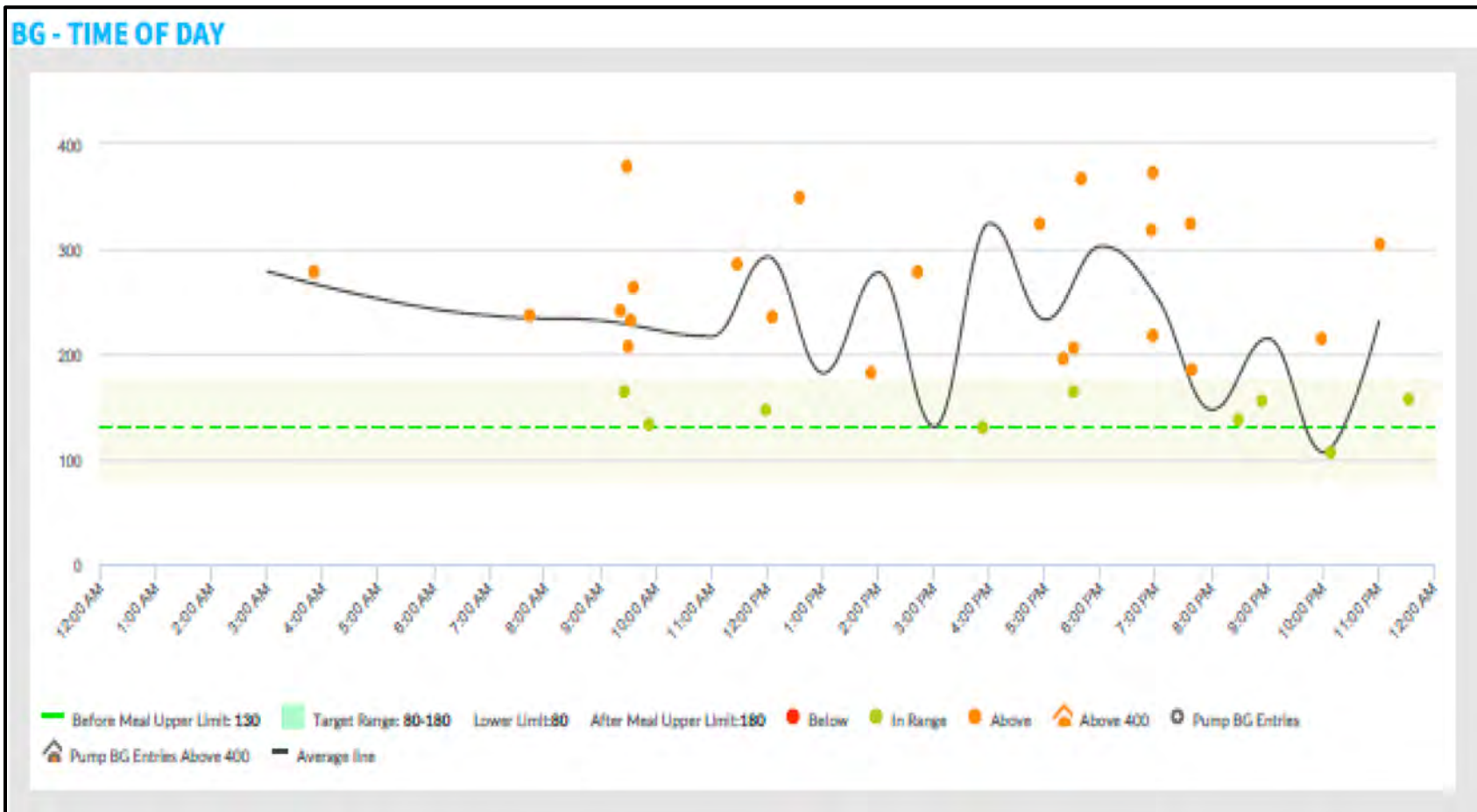
Case 6

- 62yo with T2DM ('20), NICVD & BMI of 38. Complains she's only lost a few pounds after multiple unsuccessful attempts at lifestyle changes including stricter BG monitoring, activity & diet changes.
- DM Meds:
 - Metformin XR 2000mg twice daily before meals
- Data: A1c trends (A1c drawn ~1 month before visit; Goal of A1c 6-7%):

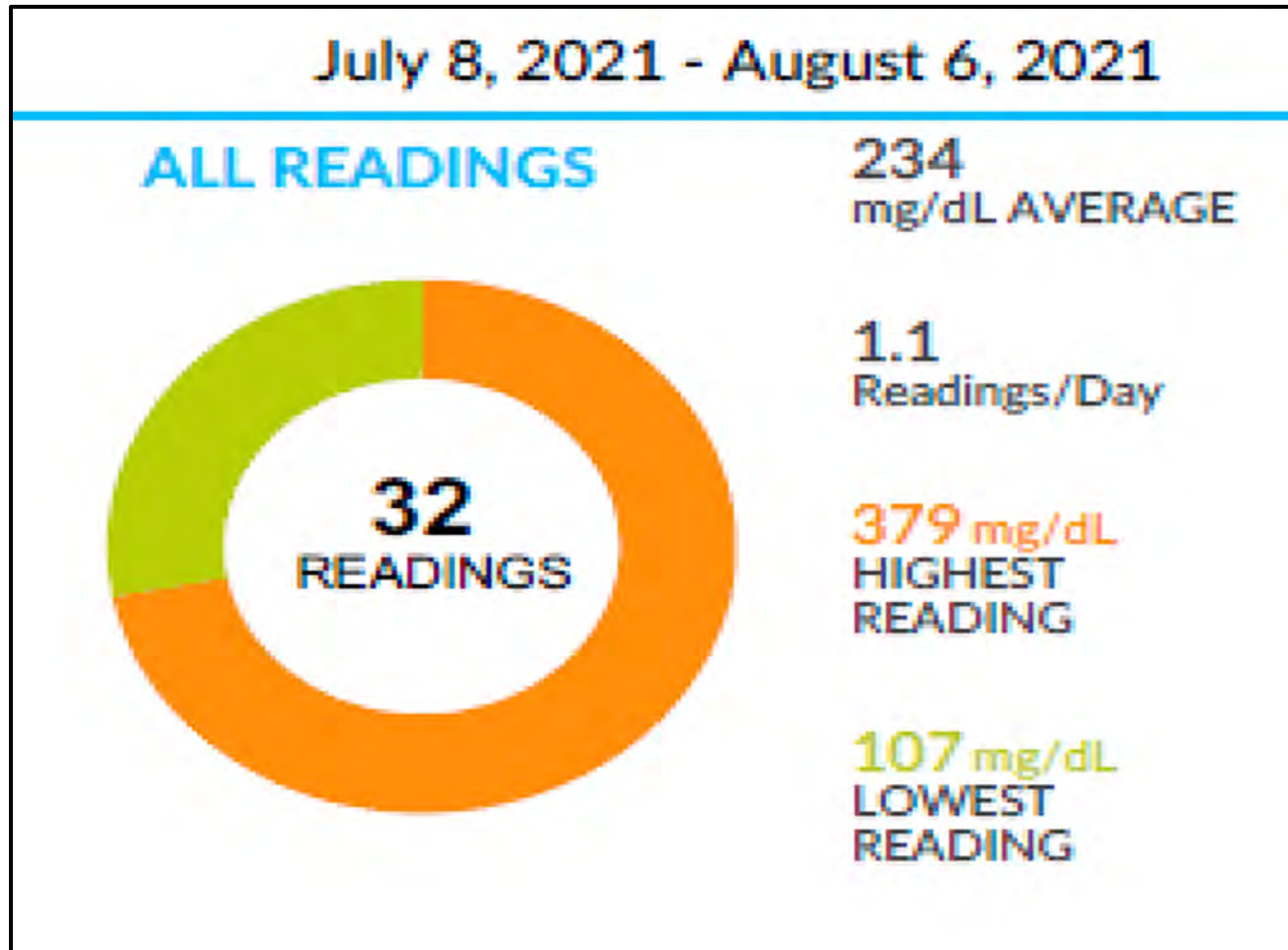
Lab Results

Component	Value	Date
HGBA1C	7.8	09/15/2021
HGBA1C	7.9	03/10/2021
HGBA1C	7.3	09/02/2020
HGBA1C	7.7 (H)	07/10/2020
HGBA1C	8.3 (H)	04/30/2020
HGBA1C	12.0 (H)	02/10/2020

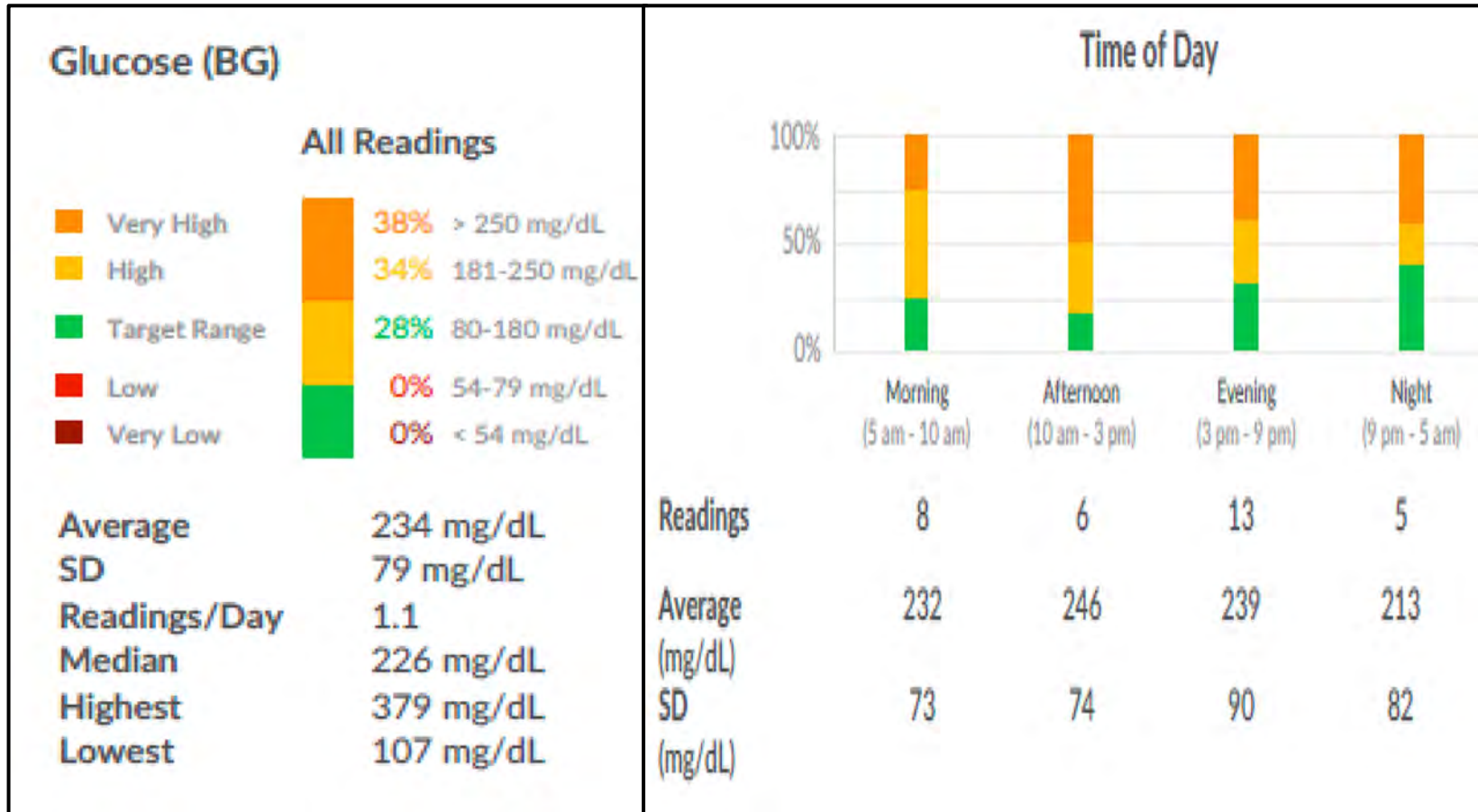
Case 6 - AGP



Case 6 - AGP



Case 6 - AGP



Case 6 – A/P: Above goal A1c, AGP & weight

Assessment:

Plan:

Case 6 - 3 Month Follow-up

DM Meds:

- Metformin XR 2000mg twice daily before meals
- Ozempic (Semaglutide) 0.5mg sc weekly

Lifestyle Vitals:

- Using smartphone pedometer & averaging 5-7 K steps/day
- Maintaining small portion sizes & healthier nutrient balance

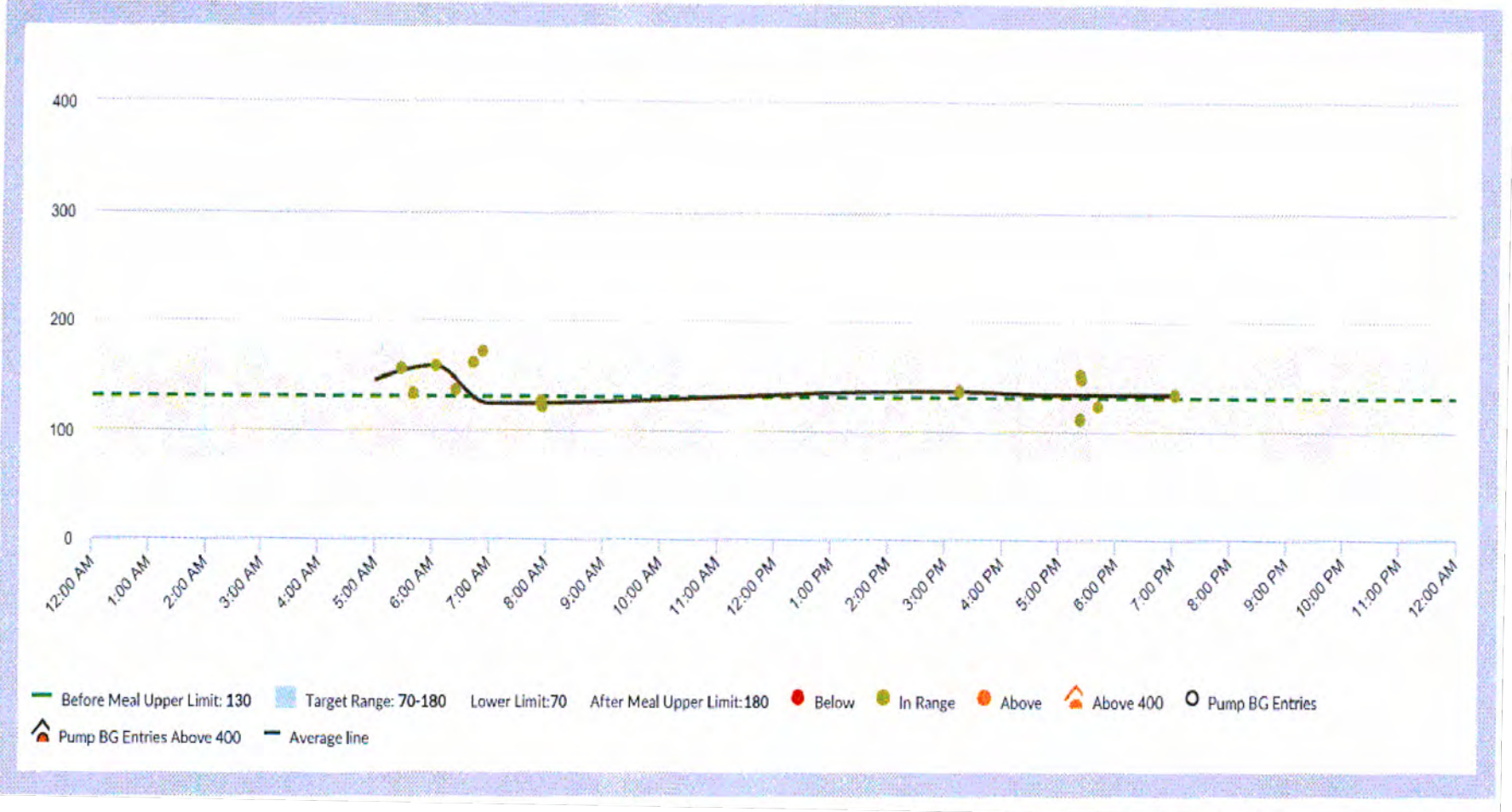
Data:

- Wt loss 7lbs
- A1c 6.8%

AGP: (see next 3 pages)

Case 6 – AGP: 3 Month Follow-up

BG - TIME OF DAY



Case 6 – AGP: 3 Month Follow-up

ALL READINGS



141
mg/dL AVERAGE

0.5
Readings/Day

172 mg/dL
HIGHEST
READING

111 mg/dL
LOWEST
READING

Case 6 – AGP: 3 Month Follow-up

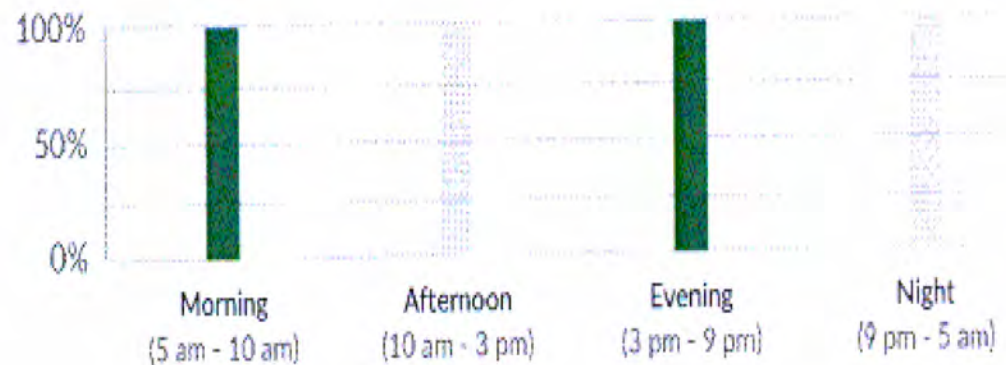
Glucose (BG)

All Readings

Very High	0%	> 250 mg/dL
High	0%	181-250 mg/dL
Target Range	100%	70-180 mg/dL
Low	0%	54-69 mg/dL
Very Low	0%	< 54 mg/dL

Average	141 mg/dL
SD	18 mg/dL
Readings/Day	0.5
Median	137 mg/dL
Highest	172 mg/dL
Lowest	111 mg/dL

Time of Day



	Morning (5 am - 10 am)	Afternoon (10 am - 3 pm)	Evening (3 pm - 9 pm)	Night (9 pm - 5 am)
Readings	8	-	6	-
Average (mg/dL)	146	-	133	-
SD (mg/dL)	19	-	15	-

Case 6 - 3 Month Follow-up A/P Summary

DM Meds:

- Metformin XR 2000mg twice daily before meals
- Semaglutide 0.5mg sc weekly

Lifestyle Vitals:

- Using smartphone pedometer & averaging 5-7 K steps/day
- Maintaining small portion sizes & healthier nutrient balance

Data:

- Wt loss: 7lbs
- A1c 6.8% & AGP 100% TIR with checking BG 2x/day

Assessment:

Plan:

- 1.
- 2.
- 3.
- 4.
- 5.

Case 7 - 26yo with T2DM using CGM presents to clinic:

HPI:

Complains of a warm & itchy rash at CGM site x 1 week. The infusion set was only used for 10 days "as usual". Area started as an itchy area followed by a red rash. Patient denies tenderness, increased warmth or d/c.

On exam, you observe this:

What is most likely reason for rash?

- A. Allergic reaction to CGM adhesive
- B. Fungal infection
- C. Dermatographia
- D. Cellulitis



CASE #8

60 yo with PMH of T2DM, CAD s/p MI (2015), HLD, COPD, Anxiety/Depression & smoker presents for DM f/u.

Meds:

- STOPPED Trulicity 0.75mg weekly --> patient stopped Rx 2 mos ago because of "pain all over my body"
- STOPPED Metformin 1000mg BID --> patient stopped Rx 2 mos ago because of "pain all over my body"

-Lantus 12units at 8PM --> patient self-decreased from 16u to 12u (no reason offered)

-Novolog (FOOD insulin) by sliding scale with BREAKFAST & LUNCH

- If your blood sugar (BS) is < 100, eat your meal (no insulin)
- If your BS 100-200, take 6 units
- If your BS 201-300, take 8 units
- If your BS 301-400, take 10 units
- If your BS > 400, take 12 units

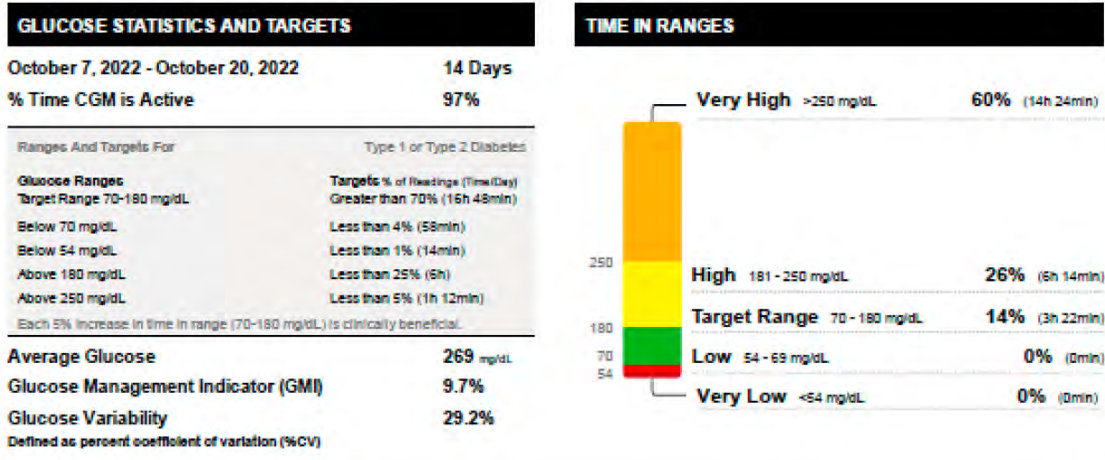
-Novolog (FOOD insulin) by sliding scale with DINNER

- If your blood sugar (BS) is < 100, eat your meal (no insulin)
- If your BS 100-200, take 8 units
- If your BS 201-300, take 9 units
- If your BS 301-400, take 11 units
- If your BS > 400, take 12 units

AGP Report

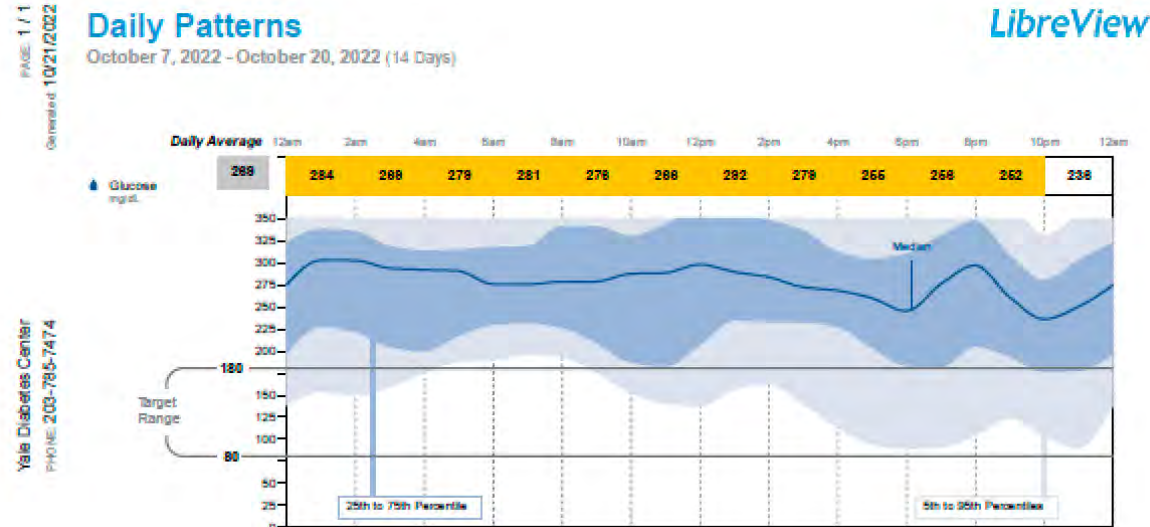
October 7, 2022 - October 20, 2022 (14 Days)

LibreView



AMBULATORY GLUCOSE PROFILE (AGP)

AGP is a summary of glucose values from the report period, with median (50%) and other percentiles shown as if occurring in a single day.



CGM Data Report:

Date of Interpretation: 10/20/2022
Data period: 10/7/22-10/20/2022
Sensor active: _____ %
Mean BG (mg/dL): _____
% Hyperglycemia (>180): _____ %
% at Target (70-180): _____ %
% Hypoglycemia (<70): _____ %

Average BG (mg/dL) values by meals:

AC Brkfast (AM Fasting): _____
AC Lunch: _____
AC Dinner: _____
HS: _____

Pertinent Labs:

Lab Results

Component	Value	Date
HGBA1C	10.8	10/21/2022
HGBA1C	10.6	07/18/2022
HGBA1C	11.4	06/17/2022
HGBA1C	10.0 (H)	05/04/2020
HGBA1C	10.6 (H)	03/05/2019
HGBA1C	11.4 (H)	10/03/2018

A/P: T2DM - _____

1. _____
2. _____
3. _____
4. _____

CASE #8 F/U #1

60 yo with PMH of T2DM, CAD s/p MI (2015), HLD, COPD, Anxiety/Depression & smoker (current 1/2 ppd) presents for DM f/u.

3-month follow-up

DM Rx:

- Did not start Trulicity 0.75mg weekly
- Lantus 14 units at 8PM
- Novolog (FOOD insulin) by sliding scale with **BREAKFAST & LUNCH** → using pre-meal ~75% of time
 - If your blood sugar (BS) is < 100, eat your meal (no insulin)
 - If your BS 100-200, take 6 units humalog
 - If your BS 201-300, take 8 units humalog
 - If your BS 301-400, take 10 units humalog
 - If your BS > 400, take 12 units humalog
- Novolog (FOOD insulin) by sliding scale with **DINNER** → using pre-meal ~25% of time
 - If your blood sugar (BS) is < 100, eat your meal (no insulin)
 - If your BS 100-200, take 8 units novolog
 - If your BS 201-300, take 9 units novolog
 - If your BS 301-400, take 11 units novolog
 - If your BS > 400, take 12 units novolog

AGP Report

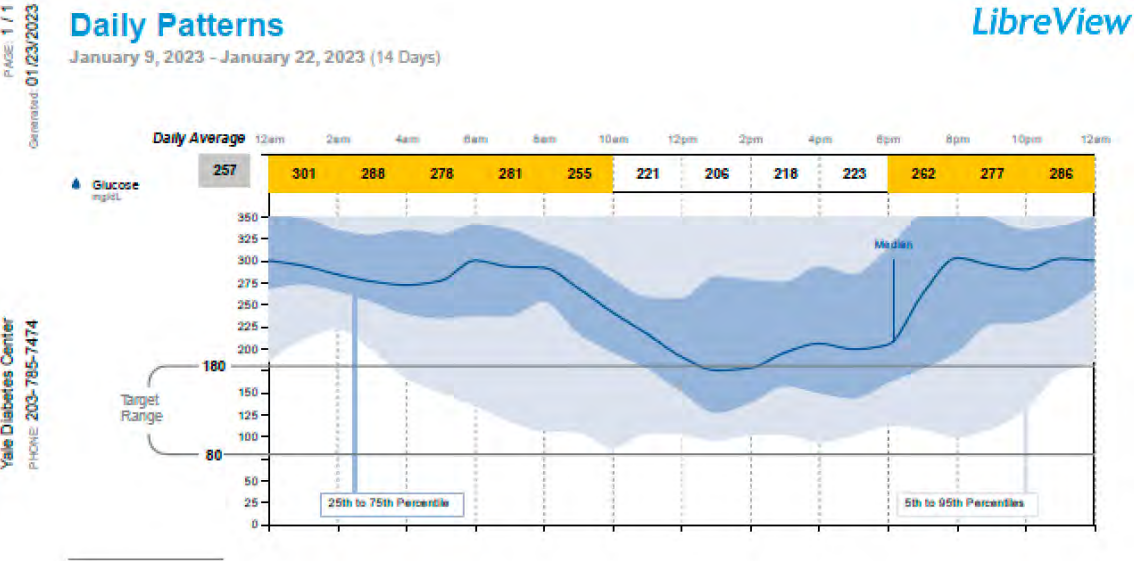
January 9, 2023 - January 22, 2023 (14 Days)

LibreView

GLUCOSE STATISTICS AND TARGETS		TIME IN RANGES															
January 9, 2023 - January 22, 2023		14 Days															
% Time CGM is Active		95%															
<table border="1"> <thead> <tr> <th>Ranges And Targets For</th> <th>Type 1 or Type 2 Diabetes</th> </tr> </thead> <tbody> <tr> <td>Glucose Ranges</td> <td>Targets % of Readings (Time/Day)</td> </tr> <tr> <td>Target Range 70-180 mg/dL</td> <td>Greater than 70% (16h 48min)</td> </tr> <tr> <td>Below 70 mg/dL</td> <td>Less than 4% (58min)</td> </tr> <tr> <td>Below 54 mg/dL</td> <td>Less than 1% (14min)</td> </tr> <tr> <td>Above 180 mg/dL</td> <td>Less than 25% (6h)</td> </tr> <tr> <td>Above 250 mg/dL</td> <td>Less than 5% (1h 12min)</td> </tr> </tbody> </table>		Ranges And Targets For	Type 1 or Type 2 Diabetes	Glucose Ranges	Targets % of Readings (Time/Day)	Target Range 70-180 mg/dL	Greater than 70% (16h 48min)	Below 70 mg/dL	Less than 4% (58min)	Below 54 mg/dL	Less than 1% (14min)	Above 180 mg/dL	Less than 25% (6h)	Above 250 mg/dL	Less than 5% (1h 12min)		
Ranges And Targets For	Type 1 or Type 2 Diabetes																
Glucose Ranges	Targets % of Readings (Time/Day)																
Target Range 70-180 mg/dL	Greater than 70% (16h 48min)																
Below 70 mg/dL	Less than 4% (58min)																
Below 54 mg/dL	Less than 1% (14min)																
Above 180 mg/dL	Less than 25% (6h)																
Above 250 mg/dL	Less than 5% (1h 12min)																
Average Glucose	257 mg/dL																
Glucose Management Indicator (GMI)	9.5%																
Glucose Variability	33.2%																
Defined as percent coefficient of variation (%CV)																	

AMBULATORY GLUCOSE PROFILE (AGP)

AGP is a summary of glucose values from the report period, with median (50%) and other percentiles shown as if occurring in a single day.



CGM Data Report:

Date of Interpretation:	1/22/2023	
Data period:	1/9/23-1/22/2023	Previous:
Sensor active:	_____ %	_____ %
Mean BG (mg/dL):	_____	_____
% Hyperglycemia (>180):	_____ %	_____ %
% at Target (70-180):	_____ %	_____ %
% Hypoglycemia (<70):	_____ %	_____ %

Average BG (mg/dL) values by meals:

AC Brkfast (AM Fasting):	_____	_____
AC Lunch:	_____	_____
AC Dinner:	_____	_____
HS:	_____	_____

A1c trend:

Pertinent Labs:

Lab Results

Component	Value	Date
HGBA1C	11.1	01/23/2023
HGBA1C	10.8	10/21/2022
HGBA1C	10.0 (H)	05/04/2020
HGBA1C	10.6 (H)	03/05/2019
HGBA1C	11.4 (H)	10/03/2018

A/P: _____

Recommendations:

- _____
- _____
- _____
- _____

CASE #8 F/U #2

60 yo with PMH of T2DM, CAD s/p MI (2015), HLD, COPD, Anxiety/Depression & smoker (current 1/2 ppd) presents for DM f/u.

3-month follow-up

DM Rx:

- Trulicity 0.75mg weekly
- Lantus 16units at 8PM
- Novolog (FOOD insulin) 5 units with **BREAKFAST & LUNCH**
- Novolog (FOOD insulin) 9 units with **DINNER**
- If your blood sugar is >250 before you eat, add 2 units to this dose

AGP Report

April 8, 2023 - April 21, 2023 (14 Days)

LibreView

GLUCOSE STATISTICS AND TARGETS

April 8, 2023 - April 21, 2023 **14 Days**

Time CGM Active: **35%**

Range And Targets For	Type 1 or Type 2 Diabetes
Glucose Ranges	Targets % of Readings (Time/Day)
Target Range 70-180 mg/dL	Greater than 70% (16h 48min)
Below 70 mg/dL	Less than 4% (58min)
Below 54 mg/dL	Less than 1% (14min)
Above 180 mg/dL	Less than 25% (6h)
Above 250 mg/dL	Less than 5% (1h 12min)

Each 5% increase in time in range (70-180 mg/dL) is clinically beneficial.

Average Glucose **196 mg/dL**

Glucose Management Indicator (GMI) **8.0%**

Glucose Variability **34.0%**
Defined as percent coefficient of variation (%CV)

TIME IN RANGES

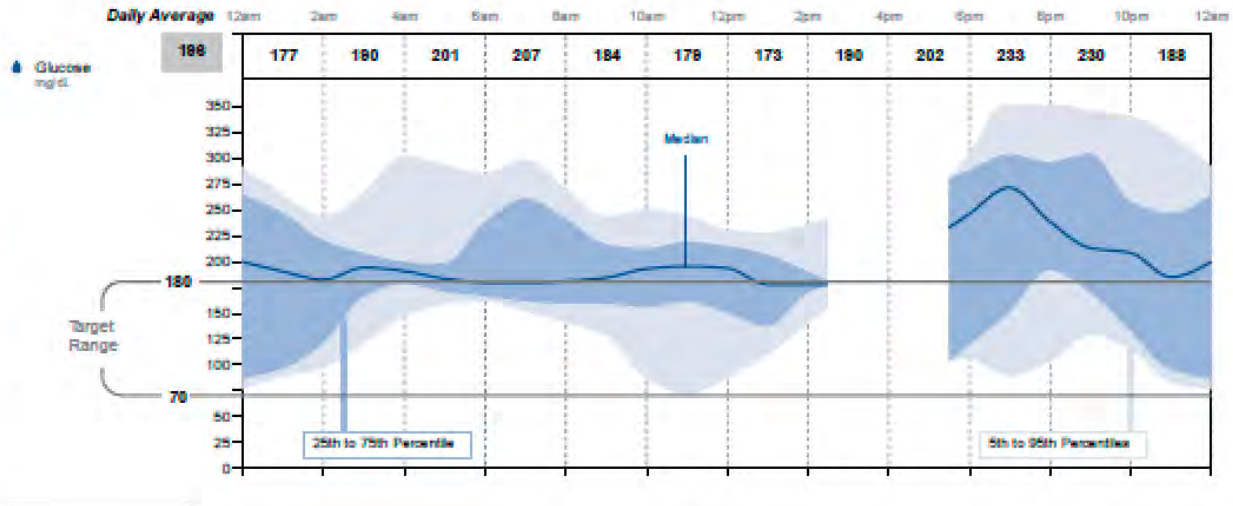


AMBULATORY GLUCOSE PROFILE (AGP)

AGP is a summary of glucose values from the report period, with median (50%) and other percentiles shown as if occurring in a single day.

Daily Patterns

April 8, 2023 - April 21, 2023 (14 Days)



Why do I have a gap in my data? _____

CGM Data Report:

Date of Interpretation:	4/21/2023	Previous:
Data period:	4/8/23-4/21/2023	
Sensor active:	_____ %	95%
Mean BG (mg/dL):	_____	257
% Hyperglycemia (>180):	_____ %	79%
% at Target (70-180):	_____ %	21%
% Hypoglycemia (<70):	_____ %	0%

Average BG (mg/dL) values by meals:

AC Brkfast (AM Fasting):	_____	276
AC Lunch:	_____	292
AC Dinner:	_____	256
HS:	_____	236

A1c trend:

Pertinent Labs:

Lab Results

Component	Value	Date
HGBA1C	9.5	04/21/2023
HGBA1C	11.1	01/23/2023
HGBA1C	10.8	10/21/2022
HGBA1C	10.0 (H)	05/04/2020
HGBA1C	10.6 (H)	03/05/2019
HGBA1C	11.4 (H)	10/03/2018

A/P: _____

Plan:

Medication Planning

1. _____
2. _____
3. _____
4. _____

CASE #9

49 yoM with PMH of Brain AVMs s/p Cyber-knife interventions (2010), CAD s/p cath x 2, CVA (ischemic 2019), HLD, HTN, chronic pain syndrome, smoker (1ppd) & poorly controlled T2DM (Hx A1c 7.1-10.8%) presents for DM f/u. Last seen by this provider in Oct '22.

DM Rx:

*STOPPED Ozempic 0.25mg ~2 months ago --> "I didn't feel like it was working."

-Jardiance 25 mg daily in AM

-Tresiba 40 units daily in AM

-Novolog pre-meal insulin (Food insulin)

- 10 units for breakfast PLUS "BG correction"
- 10 units for lunch PLUS "BG correction"
- 12 units for dinner PLUS "BG correction"

-Novolog BG correction scale: (Correction insulin)

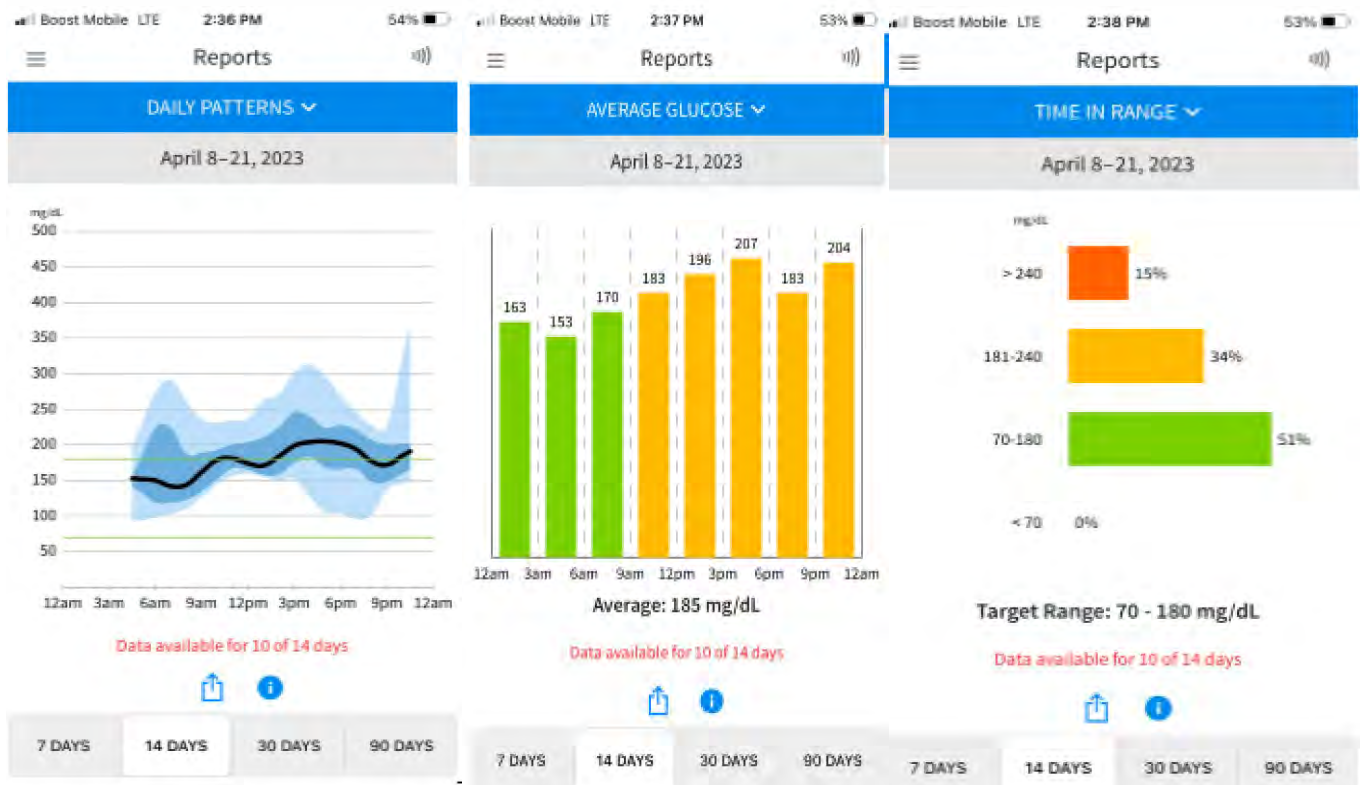
- 1u for 150-199
- 2u for 200-249
- 3u for 250-299
- 4u for 300-349
- 5u for 350-399
- 6u for 400 or higher & CALL the YDC at 203-785-7474

SMBG:

-Checks BG 4-6X/day via Libre CGM.

-**LibreView account shared with YDC, however, patient has not uploaded recent CGM data to account.**

-Hypos: Reports 1-2 hypos to 60's in AMs after PM meal BG correction - endorses not following BG correction scale. Denies a frequent pattern.



CGM Data Report:

Date of Interpretation: 4/21/2023

Data period: _____ **Previous:**

Mean BG (mg/dL): _____ **167**

% Hyperglycemia (>180): _____% **32%**

% at Target (70-180): _____% **67%**

% Hypoglycemia (<70): _____% **<1%**

Average BG (mg/dL) values by meals:

AC Breakfast (FBG): _____ **161**

AC Lunch: _____ **170**

AC Dinner: _____ **183**

HS: _____ **162**

A/P: _____

Plan:

Medication Planning

- 1.
- 2.
- 3.
- 4.
- 5.

CASE #10

67 yoF with a PMH of T1DM, CAD, MI s/p CABG, HTN, Stage 3 CKD, Asthma, PVD, Thyroid nodule & Depression presents for DM f/u appt in Dec '22. Reports giving bolus insulin for highs without following the specific sliding scale & that she is inconsistent pre-meal boluses.

DM Rx:

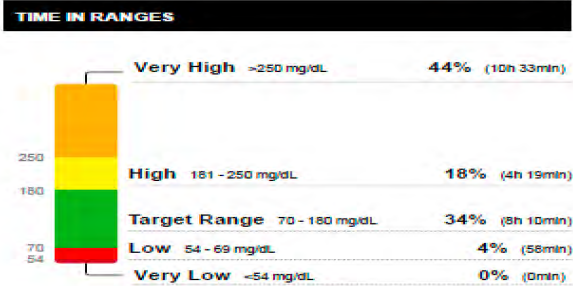
- Tresiba 26 units once daily at night
- Humalog "meal-size" dosing (below) PLUS ADDED "BG Correction"
 - 5 units for "small" meal with carbs (20-30gm)
 - 6 units for "medium" meal with carbs (31-40gm)
 - 7 units for "large" meal with carbs (41-60gm)
- Humalog "BG Correction" scale below:
 - If blood sugar is less than 200, no added Humalog
 - If blood sugar is 200-249, add 1 unit
 - If blood sugar is 250-299, add 2 units
 - If blood sugar is 300-350, add 3 units

AGP Report

November 19, 2022 - December 2, 2022 (14 Days)

LibreView

GLUCOSE STATISTICS AND TARGETS	
November 19, 2022 - December 2, 2022	14 Days
% Time CGM is Active	88%
Ranges And Targets For Type 1 or Type 2 Diabetes	
Glucose Ranges	Targets % of Readings (Time/Dex)
Target Range 70-180 mg/dL	Greater than 70% (16h 48min)
Below 70 mg/dL	Less than 4% (58min)
Below 54 mg/dL	Less than 1% (14min)
Above 180 mg/dL	Less than 25% (5h)
Above 250 mg/dL	Less than 5% (1h 12min)
Each 5% increase in time in range (70-180 mg/dL) is clinically beneficial.	
Average Glucose	219 mg/dL
Glucose Management Indicator (GMI)	8.5%
Glucose Variability	43.6%
Defined as percent coefficient of variation (%CV)	



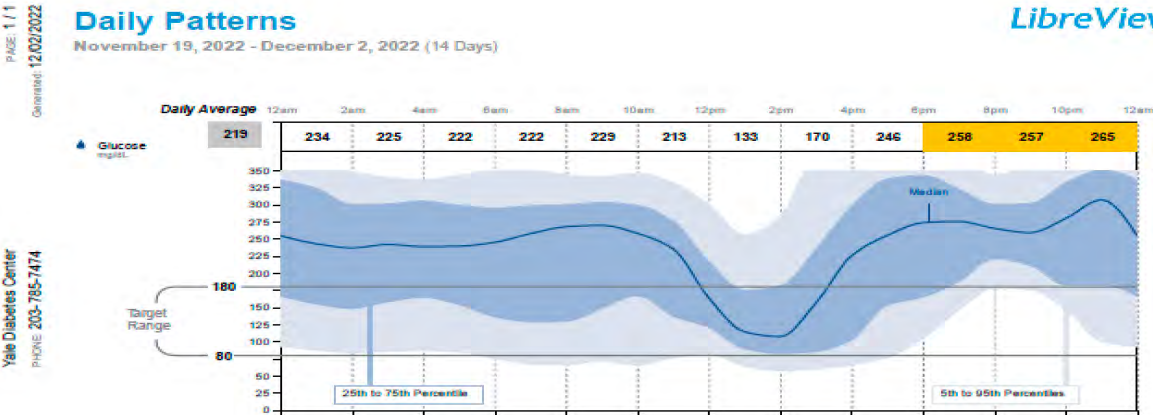
AMBULATORY GLUCOSE PROFILE (AGP)

AGP is a summary of glucose values from the report period, with median (50%) and other percentiles shown as if occurring in a single day.

Daily Patterns

November 19, 2022 - December 2, 2022 (14 Days)

LibreView



CGM Data Report:

Date of Interpretation: _____
 Data period: _____
 Sensor active: _____ %
 Mean BG (mg/dL): _____
 % Hyperglycemia (>180): _____ %
 % at Target (70-180): _____ %
 % Hypoglycemia (<70): _____ %

Average BG (mg/dL) values by meals:

AC Breakfast (FBG): _____
 AC Lunch: _____
 AC Dinner: _____
 HS: _____

Pertinent Labs:

Lab Results

Component	Value	Date
HGBA1C	9.2	12/02/2022
HGBA1C	8.7 (H)	10/28/2022
HGBA1C	9.2 (H)	01/26/2022
HGBA1C	9.2 (H)	08/26/2021
HGBA1C	8.7 (H)	05/26/2021

A/P: _____

Plan:

Medication Planning

- 1.
- 2.
- 3.

Case #10 F/U

67 yoF with a PMH of T1DM, CAD, MI s/p CABG, HTN, Stage 3 CKD, Asthma, PVD, Thyroid nodule & Depression presents for DM f/u appt in Dec '22. Patient reports increasing her pre-noon & pre-PM meal boluses on her own.

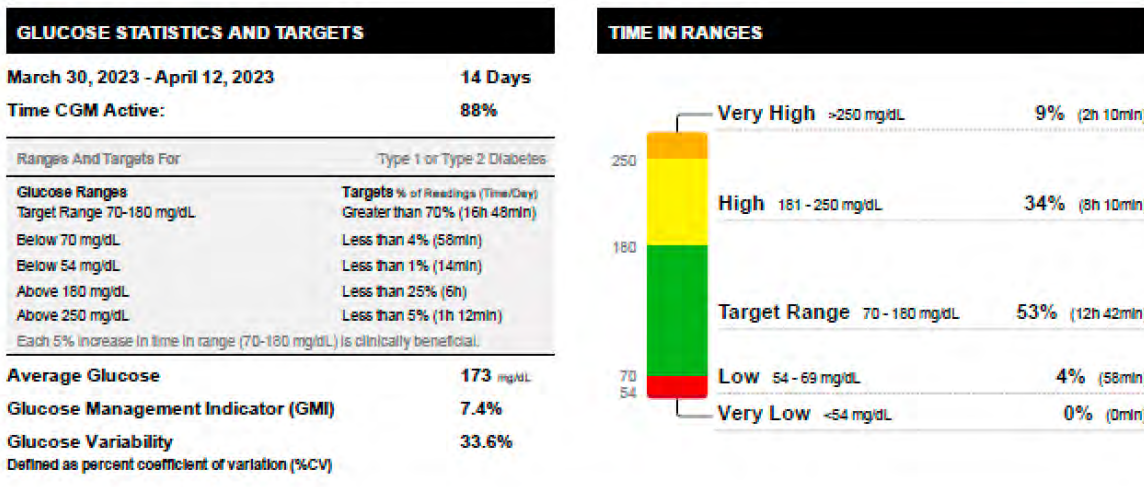
DM Rx:

- Tresiba 28 units once daily at night
- Humalog "meal-size" dosing (below) PLUS ADDED "BG Correction"
 - 5 units for "small" meal with carbs (20-30gm)
 - 7 units for "medium" meal with carbs (31-40gm)
 - 9 units for "large" meal with carbs (41-60gm)

AGP Report

March 30, 2023 - April 12, 2023 (14 Days)

LibreView



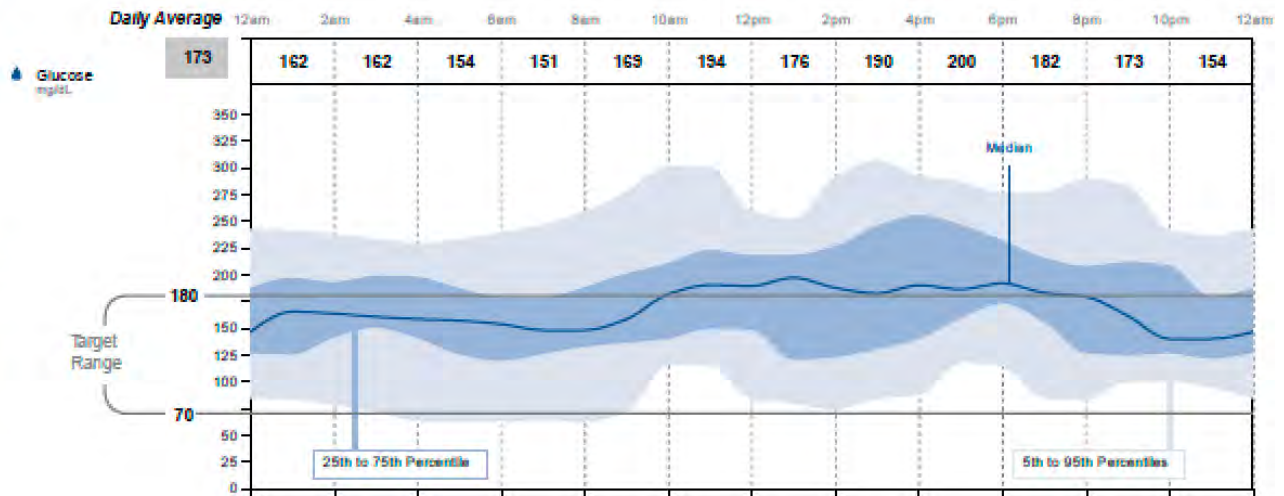
AMBULATORY GLUCOSE PROFILE (AGP)

AGP is a summary of glucose values from the report period, with median (50%) and other percentiles shown as if occurring in a single day.

Daily Patterns

March 30, 2023 - April 12, 2023 (14 Days)

Yale Diabetes Center
PHONE: 203-785-7474



CGM Data Report:

Date of Interpretation:	4/12/2023	<u>Previous visit:</u>
Data period:	3/30/23-4/12/2023	
Sensor Activity	_____ %	88%
Mean BG (mg/dL):	_____	219
GMI:	_____ %	8.5%
% Hyperglycemia (>180):	_____ %	62%
% at Target (70-180):	_____ %	34%
% Hypoglycemia (<70):	_____ %	4%

Average BG (mg/dL) values by meals:	<u>Previous visit:</u>
AC Brkfast (AM Fasting):	229
AC Lunch:	133
AC Dinner:	258
HS:	265

Pertinent Labs:

Lab Results

Component	Value	Date
HGBA1C	8.9	04/12/2023
HGBA1C	8.7 (H)	03/18/2023
HGBA1C	11.1	01/11/2023
HGBA1C	9.2	12/02/2022
HGBA1C	8.7 (H)	10/28/2022
HGBA1C	9.2 (H)	01/26/2022
HGBA1C	9.2 (H)	08/26/2021
HGBA1C	8.7 (H)	05/26/2021

A/P: _____

Plan:

Medication Planning

- 1.
- 2.
- 3.
- 4.
- 5.

CASE #11

59 yoM with a PMH of with T2DM, CAD, s/p MI, s/p CABG ('19), HTN, HLD, CKD-Stage 2 presents from STR facility for New Patient appointment. D/C'd from hospital to STR in May '22 on the following diabetes meds.

HPI: Meals: Breakfast is highest carb portion & biggest meal of the day

DM Rx:

- Linagliptin 5mg daily (DPP4i)
- Insulin Detemir 46 units before AM meal & 20 units before PM meal (Basal insulin)
- Insulin lispro pre-meal dosing PLUS low-dose BG Correction (1 unit / 50mg/dL > 150) (Bolus insulin)
 1. 7 units for breakfast
 2. 5 units for lunch
 3. 5 units for dinner

Labs: A1c 8.9%

Examples of "3-minute Drill"

July 2022

DATE RANGE: 7/12-7/19 TO _____

DAY	Fasting AM	xx	Noon meal	xx	PM Meal	xx	Bedtime	xx
1 7/12	252	(4)	192	(2)	221	(3)	163 ✓	} #ms
2 7/13	227	(3)	294	(4)	214	(3)	122 ✓	
3 7/14	183	(2)	228	(3)	214	(3)	155 ✓	
4 7/15	152 ✓	(2)	221	(3)	152 ✓	(2)	105 ✓	
5 7/16	215	(3)	206	(3)	193	(2)	196	
6 7/17	241	(3)	248	(3)	159 ✓	(3)	143 ✓	
7 7/18	209	(3)	192	(2)	127 ✓		127 ✓	
8 7/19	194	(2)	246	(3)				

BGM Data Report:

Date of Interpretation: _____

Data period: _____

Mean BG (mg/dL): _____

% Hyperglycemia (>180): _____%

% at Target (70-180): _____%

% Hypoglycemia (<70): _____%

Average BG (mg/dL) values by meals:

AC Breakfast (FBG): _____

AC Lunch: _____

AC Dinner: _____

HS: _____

A/P:

Plan:

- 1.
- 2.
- 3.
- 4.
- 5.
- 6.

CASE #11 F/U #1

DM Rx:

- Dulaglutide 0.75mg weekly
- Insulin Glargine 60 units at HS
 1. 9 units for breakfast
 2. 5 units for lunch
 3. 5 units for dinner

Labs: A1c 7.6%

Examples of "3-minute Drill"

Sept 2022

DATE RANGE: 9/9/22 - 9/21/22

DAY	Fasting AM	XX	Noon meal	XX	PM Meal	XX	Bedtime	XX
1 9/9	213		181		173		161	
2 10	218		192		208		143	
3 11	195		213		132		138	
4 12	133		127		102		144	
5 13	181		196		170		151	
6 14	102		166		145		169	
7 15	166		93		141		155	
8 16	149		196		134		129	
9 17	179		167		151		116	
10 18	154		136		146		102	
11 19	195		130		116		99	
12 20	196		225		151		108	
13 21	183		182					

BGM Data Report:

Date of Interpretation: _____

Data period: _____

Mean BG (mg/dL): _____

% Hyperglycemia (>180): _____%

% at Target (70-180): _____%

% Hypoglycemia (<70): _____%

Previous:

7/12/22-7/19/22

Average BG (mg/dL) values by meals:

AC Breakfast (FBG): _____

AC Lunch: _____

AC Dinner: _____

HS: _____

A/P:

Plan:

- 1.
- 2.
- 3.

CASE #11 F/U #2

DM Rx:

- 1. Dulaglutide 1.5mg weekly
- 2. Insulin glargine 54 units at HS
- 3. Insulin lispro (bolus)
 - a. AM meal: 8 units
 - b. Noon meal: 4 units
 - c. PM meal: 4 units

Labs: A1c 6.8%

Examples of "3-minute Drill"

Oct 2022

DATE RANGE: 10/17 TO 10/31

DAY	Fasting AM	xx	Noon meal	xx	PM Meal	xx	Bedtime	xx
1	80		70					
2	130		151		153		146	
3	114		146		160		112	
4	135		147		107		153	
5	150		152		133		164	
6	195		149		169		89	
7	155		171		178		120	
8	176		189		129		176	
9	146		195		130		170	
10	179		187		103		104	
11	153		169		124		157	
12	179		186		194		113	
13	166		159		148		149	
14	125		130		167		151	
15	155		166		147		144	
16	143		154		186		156	

BGM Data Report:

Date of Interpretation: _____

Previous: 9/9/22-9/21/22

Data period: _____

Mean BG (mg/dL): _____

% Hyperglycemia (>180): _____%

% at Target (70-180): _____%

% Hypoglycemia (<70): _____%

Average BG (mg/dL) values by meals:

AC Breakfast (FBG): _____

AC Lunch: _____

AC Dinner: _____

HS: _____

A/P:

Plan:

- 1.
- 2.
- 3.
- 4.
- 5.

31 DAY BLOOD GLUCOSE TESTING LOG - Mealtimes = PRE-MEAL (BEFORE EATING)

NAME: _____ DOB: _____

DATE RANGE: _____ TO _____

DAY	Fasting AM	xx	Noon meal	xx	PM Meal	xx	Bedtime	xx
1								
2								
3								
4								
5								
6								
7								
8								
9								
10								
11								
12								
13								
14								
15								
16								
17								
18								
19								
20								
21								
22								
23								
24								
25								
26								
27								
28								
29								
30								
31								

BGM Data Report:

Date of Interpretation: _____

Data period: _____

Mean BG (mg/dL): _____

% Hyperglycemia (>180): _____ %

% at Target (70-180): _____ %

% Hypoglycemia (<70): _____ %

Average BG (mg/dL) values by meals:

AC Breakfast (FBG): _____

AC Lunch: _____

AC Dinner: _____

HS: _____