



Arrhythmia Review

2024 AAPA We Are Family Medicine – Phoenix, Arizona
Elizabeth Elliott, MS, PA-C
Associate Professor
Baylor College of Medicine

Pediatrics


**Texas Children's
Hospital**


Baylor
College of
Medicine

0

Disclosures

I have no relevant relationships with ineligible companies to disclose within the past 24 months. (Note: Ineligible companies are defined as those whose primary business is producing, marketing, selling, re-selling, or distributing healthcare products used by or on patients.)

Pediatrics


Texas Children's
Hospital


Baylor
College of
Medicine

1

Objectives

- Review components of the ECG wave which will help identify arrhythmias.
- Identify common characteristics of common arrhythmias.
- Recognize common arrhythmias from a ECG tracing.

Pediatrics

Texas Children's
Hospital

Baylor
College of
Medicine

2

Definitions

- ECG Paper
 - Large Boxes
 - Small Boxes
 - Time
 - Amplitude
- Rate
 - Tachycardia
 - Normocardia
 - Bradycardia



Pediatrics

Texas Children's
Hospital

Baylor
College of
Medicine

3

Definitions

•Regularity

- Regular
- Irregular
- Regularly Irregular
- Irregularly Irregular

•ECG Waves

- p wave – atrial depolarization
- QRS complex (q wave, r wave, s wave) – ventricular depolarization
- t wave – ventricular repolarization

Pediatrics



Baylor
College of
Medicine

4

Definitions

•ECG Intervals & Segments

- PR interval
- QT interval
- ST segment



Pediatrics



Baylor
College of
Medicine

5

How to Determine Rhythm

- Questions to ask
 - Is there a pulse?
 - It is fast or slow?
 - It is regular or irregular?
 - Is there a p wave?
 - Is the PR interval normal?
 - Is there a QRS complex?
 - Is the QRS wide or narrow?
 - Is there a p wave before every QRS complex?

Pediatrics



Baylor
College of
Medicine

6

Sinus Rhythms

- Normal Sinus Rhythm
- Sinus Arrhythmia
- Sinus Tachycardia
- Sinus Bradycardia

Pediatrics



Baylor
College of
Medicine

7

Normal Sinus Rhythm



Pediatrics



Baylor
College of
Medicine

8

Sinus Arrhythmia



Pediatrics



Baylor
College of
Medicine

9

Sinus Tachycardia



Pediatrics



Baylor
College of
Medicine

10

Sinus Bradycardia



Pediatrics



Baylor
College of
Medicine

11

Ventricular Rhythms

- Ventricular Tachycardia
- Ventricular Fibrillation
- Torsades de Pointes

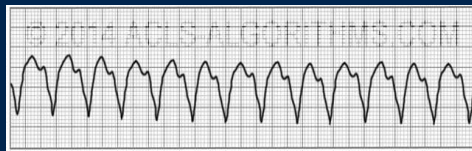
Pediatrics



Baylor
College of
Medicine

12

Ventricular Tachycardia



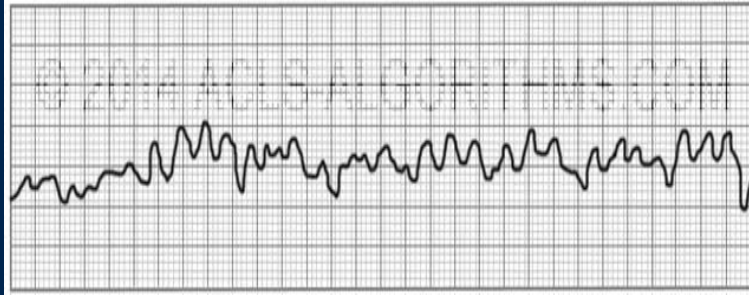
Pediatrics



Baylor
College of
Medicine

13

Ventricular Fibrillation



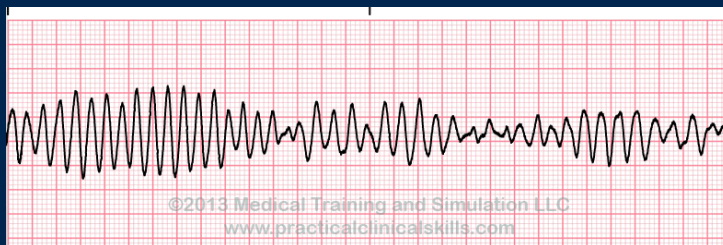
Pediatrics



Baylor
College of
Medicine

14

Torsades de Pointes



Pediatrics



Baylor
College of
Medicine

15

Supraventricular Rhythms (atrial)

- Atrial Fibrillation
- Atrial Flutter
- Supraventricular Tachycardia

Pediatrics



Baylor
College of
Medicine

16

Atrial Fibrillation



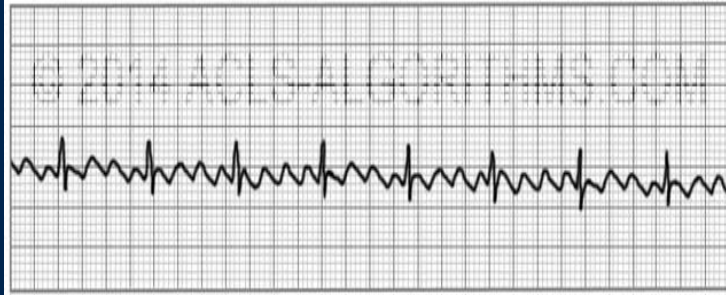
Pediatrics



Baylor
College of
Medicine

17

Atrial Flutter



Pediatrics



Baylor
College of
Medicine

18

Supraventricular Tachycardia



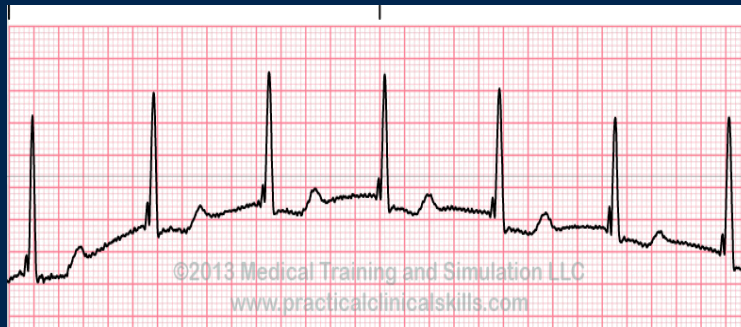
Pediatrics



Baylor
College of
Medicine

19

Junctional Rhythms



Pediatrics



Baylor
College of
Medicine

20

Pulseless Rhythms

- Asystole
- Pulseless Electrical Activity

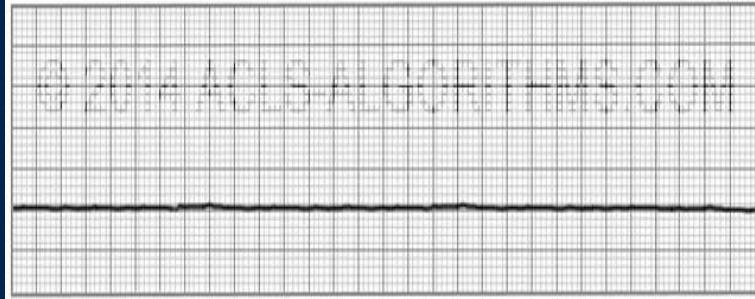
Pediatrics



Baylor
College of
Medicine

21

Asystole



Pediatrics



Baylor
College of
Medicine

22

Pulseless Electrical Activity



Pediatrics



Baylor
College of
Medicine

23

Heart Blocks

- First Degree
- Second Degree
 - Type I
 - Type II
- Third Degree

First Degree



Second Degree, Type I



Pediatrics



Baylor
College of
Medicine

26

Second Degree, Type II



Pediatrics



Baylor
College of
Medicine

27

Third Degree



Pediatrics



Baylor
College of
Medicine

28

Other Rhythms

- Pacemaker
- Premature Ventricular Complexes
- Premature Atrial Complexes
- Idioventricular

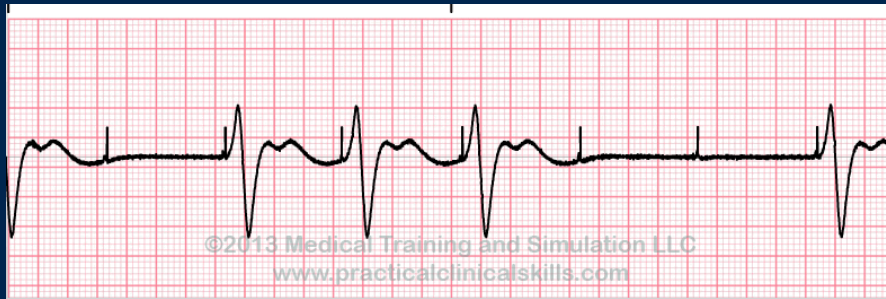
Pediatrics



Baylor
College of
Medicine

29

Pacemaker



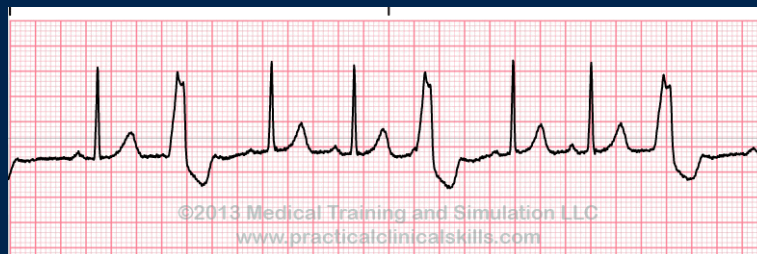
Pediatrics



Baylor
College of
Medicine

30

Premature Ventricular Complexes



Pediatrics



Baylor
College of
Medicine

31

Premature Atrial Complexes



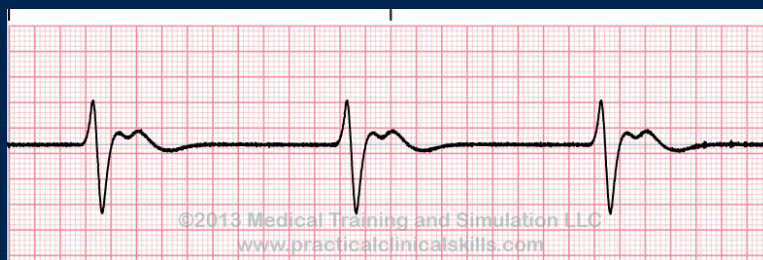
Pediatrics



Baylor
College of
Medicine

32

Idioventricular



Pediatrics



Baylor
College of
Medicine

33

References

- ECG Strip Photos from the following:

- <https://acls-algorithms.com/rhythms/>

- <http://www.practicalclinicalskills.com/ekg-reference-guide>