
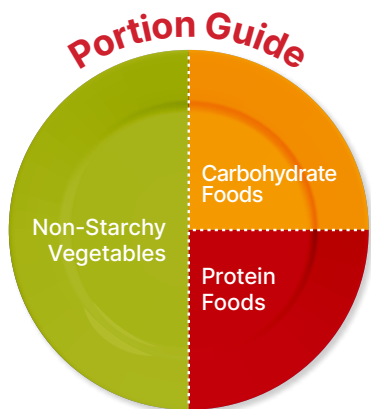



Plan Your Portions



Water or 0-Calorie Drinks

This plate features cooked greens with mushrooms, peppers, and carrots, brown rice, and grilled fish.


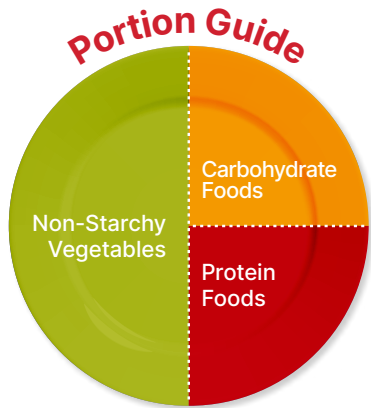
Scan for more meal planning resources.



Use a 9-inch plate to help you dish up smart portions.

This placemat has been reformatted from its original design. Funding for this redesign has been made possible through a restricted educational grant from Abbott Diabetes Care. For more placemats, visit ShopDiabetes.org.


Plan Your Portions



Water or 0-Calorie Drinks

This plate features cooked green beans and cooked carrots, roasted potatoes, and baked chicken.


Scan for more meal planning resources.



Use a 9-inch plate to help you dish up smart portions.

This placemat has been reformatted from its original design. Funding for this redesign has been made possible through a restricted educational grant from Abbott Diabetes Care. For more placemats, visit ShopDiabetes.org.


Planifique sus Porciones



Agua o Bebidas de 0 Calorías

Este plato incluye ensalada verde con tomates, pepino, cebolla y aguacate, arroz con frijoles y pollo asado.

Busque más recursos para la planificación de comidas.


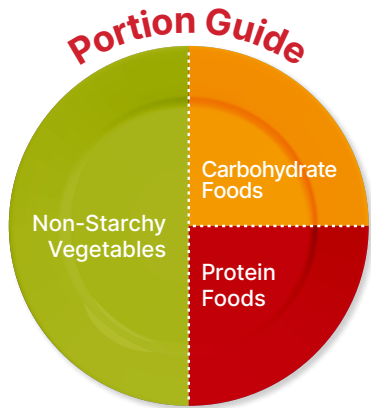


Utilice un plato de 9 pulgadas para ayudarle a servir porciones inteligentes.

Este mantel individual ha sido reformateado desde su diseño original. La financiación para este rediseño ha sido posible gracias a una subvención educativa restringida de Abbott Diabetes Care. Para obtener más manteles, visite ShopDiabetes.org.

diabetesfoodhub.org


Plan Your Portions



Water or 0-Calorie Drinks

This plate features cooked green beans, roasted beets, rice, and baked fish.

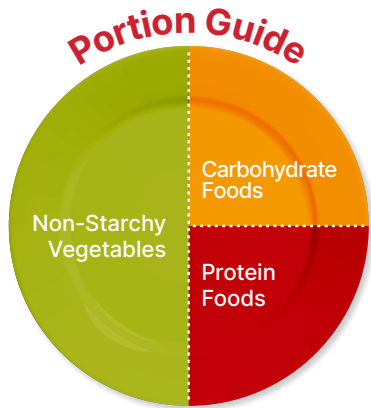
Scan for more meal planning resources.



Use a 9-inch plate to help you dish up smart portions.

This placemat has been reformatted from its original design. Funding for this redesign has been made possible through a restricted educational grant from Abbott Diabetes Care. For more placemats, visit ShopDiabetes.org.


Plan Your Portions



Water or 0-Calorie Drinks

This plate features cooked green beans, cabbage, mashed potatoes, and pulled pork.

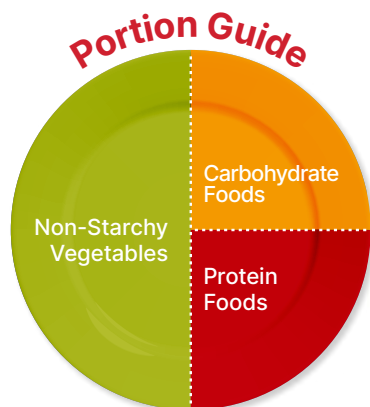
Scan for more meal planning resources.



Use a 9-inch plate to help you dish up smart portions.

This placemat has been reformatted from its original design. Funding for this redesign has been made possible through a restricted educational grant from Abbott Diabetes Care. For more placemats, visit ShopDiabetes.org.

Plan Your Portions



Water or 0-Calorie Drinks


In this plate the protein is mixed with the non-starchy vegetables and it features a broccoli, pepper, onion, and tofu stir-fry, and a farro and quinoa salad.



Use a 9-inch plate to help you dish up smart portions.

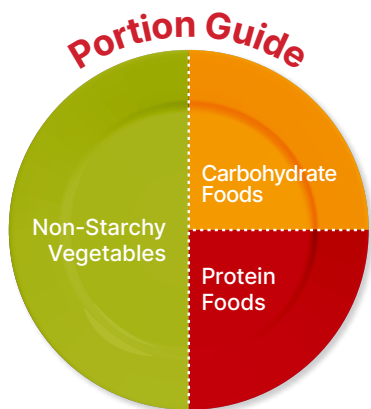
This placemat has been reformatted from its original design. Funding for this redesign has been made possible through a restricted educational grant from Abbott Diabetes Care. For more placemats, visit ShopDiabetes.org.

Scan for more meal planning resources.



diabetesfoodhub.org


Plan Your Portions



Water or 0-Calorie Drinks

This plate features cooked greens, cooked summer squash, roasted sweet potato, and baked chicken.

Scan for more meal planning resources.



Use a 9-inch plate to help you dish up smart portions.

This placemat has been reformatted from its original design. Funding for this redesign has been made possible through a restricted educational grant from Abbott Diabetes Care. For more placemats, visit ShopDiabetes.org.

diabetesfoodhub.org